

CATALOG

— 2026 —





Who is LW Flooring?

From our humble beginnings in 2007 in Gainesville, Florida, LW Flooring has been built on a foundation of not just quality products that are built to last, but quality in our people and the relationships we build over the years.

Yes, we sell gorgeous engineered hardwood, tough as nails vinyl plank and laminate hard surface products. We also sell the simplicity of beauty, refinement, vision, purpose, lasting quality, and our people understand this in every one of our collections. These collections are carefully thought out for your home or project.

At LW Flooring we can't wait to meet your vision, gain your trust, and help you find the floor you can fall in love with!

Our Mission.

LW Flooring is a Florida based flooring distributor that is on a mission to help bring unmatched beauty, durability, sustainability, inspiration, along with high quality products and services to our partners and their clients. We inspire our partners with vision and reward them with incredible service while striving to expand our market leadership. At LW Flooring we believe it is not just a floor, but **"A Lifetime of Memories"**.



Navigate our Table of Contents.

To visit collection webpages, please select or scan the QR Codes on the appropriate catalog page, or visit our website at lwflooring.com.

Engineered Hardwood

Paradise Island.....	5
Pristine.....	9
Vintage Elegance.....	12
Renaissance.....	15
Sonoma Valley.....	19
French Impressions.....	23
Traditions.....	26

Waterproof Vinyl

Grand Coast.....	33
Riverside.....	36
Riverstone.....	40
Lakeview.....	44
Shires.....	48
Metro Luxe.....	50
Uptown Avenue.....	52
Township.....	54

Laminate

Montclair.....	56
Odyssey.....	59
Cascades.....	63

Adhesive

Bostik Adhesive.....	66
----------------------	----



ENGINEERED HARDWOOD



LW Flooring is proud to present our full line of engineered wood flooring that was envisioned & designed to exceed the demands of builders, interior designers, architects, and residential consumers.

NAPOLI
RENAISSANCE COLLECTION | RCWO14NA7



The Paradise Island Collection is a true masterpiece that can transform any space with its elegant refinement, natural beauty and sophistication. Featuring 10-1/4" wide European Oak planks 5/8" thick and up to 86-5/8" in length along with a 4mm wire-brushed veneer, this collection is the perfect union of nature's splendor and human artistry. From the shoreline to the ridgeline- Paradise Island is at home anywhere.



Alimia
PIWO15A10



Bali
PIWO15B10



Caicos
PIWO15C10



Fiji
PIWO15F10



Hawea
PIWO15HA10



Maui
PIWO15M10



Nevis
PIWO15N10



Oahu
PIWO15O10



Paxos
PIWO15PA10



Rosario
PIWO15R10



Tahiti
PIWO15T10

FACT SHEET

Size:

5/8" x 10-1/4" x RL up to 86-5/8"

Gloss Level:

All Colors <8

Installation:

Float, Glue Down, Nail
*(on, above, or below grade)

Species:

European White Oak

Finish:

Polyurethane with Aluminum Oxide

Color Variation:

Low/Medium/High

Surface:

Wirebrushed

Milling:

Tongue and Groove

Certification:

Lacey Act & Carb II Compliant

Face Veneer:

Sawn Face

Light Sensitivity:

Low/Medium

Edge Treatment:

Micro-Bevel

Packaging:

36.94 SF per carton

1477.6 SF per pallet

40 cartons per pallet

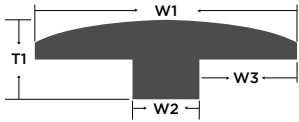
Warranties:

Lifetime Residential Warranty

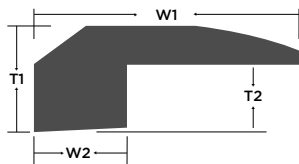
5 Year Light Commercial

*See full warranty at LWFlooring.com

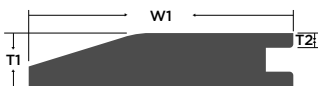




T-Molding							
Color	Item Code	W1	T1	W2	W3	Length	Weight
-	-	Width	Height	-	-	-	Lbs
Alimia	EW015ATM	1-7/8"	5/8"	1/2"	11/16"	78"	2.7
Bali	EW015BTM	1-7/8"	5/8"	1/2"	11/16"	78"	2.7
Caicos	EW015CTM	1-7/8"	5/8"	1/2"	11/16"	78"	2.7
Fiji	EW015FTM	1-7/8"	5/8"	1/2"	11/16"	78"	2.7
Hawea	EW015HATM	1-7/8"	5/8"	1/2"	11/16"	78"	2.7
Maui	EW015MTM	1-7/8"	5/8"	1/2"	11/16"	78"	2.7
Nevis	EW015NTM	1-7/8"	5/8"	1/2"	11/16"	78"	2.7
Oahu	EW015OTM	1-7/8"	5/8"	1/2"	11/16"	78"	2.7
Paxos	EW015PATM	1-7/8"	5/8"	1/2"	11/16"	78"	2.7
Rosario	EW015RTM	1-7/8"	5/8"	1/2"	11/16"	78"	2.7
Tahiti	EW015TTM	1-7/8"	5/8"	1/2"	11/16"	78"	2.7



Threshold							
Color	Item Code	W1	T1	W2	T2	Length	Weight
-	-	Width	Height	-	-	-	Lbs
Alimia	EW015ATH	2"	7/8"	27/32"	1/2"	78"	2.7
Bali	EW015BTH	2"	7/8"	27/32"	1/2"	78"	2.7
Caicos	EW015CTH	2"	7/8"	27/32"	1/2"	78"	2.7
Fiji	EW015FTH	2"	7/8"	27/32"	1/2"	78"	2.7
Hawea	EW015HATH	2"	7/8"	27/32"	1/2"	78"	2.7
Maui	EW015MTH	2"	7/8"	27/32"	1/2"	78"	2.7
Nevis	EW015NTH	2"	7/8"	27/32"	1/2"	78"	2.7
Oahu	EW015OTH	2"	7/8"	27/32"	1/2"	78"	2.7
Paxos	EW015PATH	2"	7/8"	27/32"	1/2"	78"	2.7
Rosario	EW015RTH	2"	7/8"	27/32"	1/2"	78"	2.7
Tahiti	EW015TTH	2"	7/8"	27/32"	1/2"	78"	2.7



Reducer						
Color	Item Code	W1	T1	T2	Length	Weight
-	-	Width	Height	-	-	Lbs
Alimia	EW015ARD	2"	19/32"	3/16"	78"	2.7
Bali	EW015BRD	2"	19/32"	3/16"	78"	2.7
Caicos	EW015CRD	2"	19/32"	3/16"	78"	2.7
Fiji	EW015FRD	2"	19/32"	3/16"	78"	2.7
Hawea	EW015HARD	2"	19/32"	3/16"	78"	2.7
Maui	EW015MRD	2"	19/32"	3/16"	78"	2.7
Nevis	EW015NRD	2"	19/32"	3/16"	78"	2.7
Oahu	EW015ORD	2"	19/32"	3/16"	78"	2.7
Paxos	EW015PARD	2"	19/32"	3/16"	78"	2.7
Rosario	EW015RRD	2"	19/32"	3/16"	78"	2.7
Tahiti	EW015TRD	2"	19/32"	3/16"	78"	2.7


Flush Stairnose

Color	Item Code	W1 Width	W2	T1 Height	T2	T3	Length	Weight Lbs
Alimia	EW015ASN	3"	2-3/8"	13/16"	7/32"	5/8"	78"	5.5
Bali	EW015BSN	3"	2-3/8"	13/16"	7/32"	5/8"	78"	5.5
Caicos	EW015CSN	3"	2-3/8"	13/16"	7/32"	5/8"	78"	5.5
Fiji	EW015FSN	3"	2-3/8"	13/16"	7/32"	5/8"	78"	5.5
Hawea	EW015HASN	3"	2-3/8"	13/16"	7/32"	5/8"	78"	5.5
Maui	EW015MSN	3"	2-3/8"	13/16"	7/32"	5/8"	78"	5.5
Nevis	EW015NSN	3"	2-3/8"	13/16"	7/32"	5/8"	78"	5.5
Oahu	EW015OSN	3"	2-3/8"	13/16"	7/32"	5/8"	78"	5.5
Paxos	EW015PASN	3"	2-3/8"	13/16"	7/32"	5/8"	78"	5.5
Rosario	EW015RSN	3"	2-3/8"	13/16"	7/32"	5/8"	78"	5.5
Tahiti	EW015TSN	3"	2-3/8"	13/16"	7/32"	5/8"	78"	5.5



The Pristine Collection includes Select Grade European White Oak with a combination of organic movement meeting inspired accents of undertone colors to capture the pure beauty of your space. Pristine features a 3mm premium sawn veneer that is 7-1/4" W x 9/16" thick and planks up to 74-3/4" RL.



Cambria
PCWO14C7



Hiawatha
PCWO14H7



Lambert
PCWO14L7



Monarch
PCWO14M7



Portage
PCWO14P7

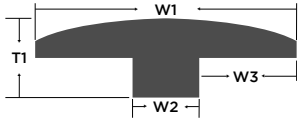


Sonata
PCWO14S7

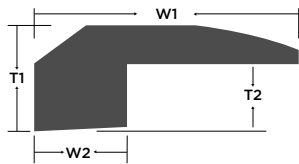
FACT SHEET

<p>Size: 9/16" x 7-1/2" x RL up to 74-3/4"</p>	<p>Gloss Level: 3-5 All Colors Except Hiawatha(5-7)</p>	<p>Installation: Float, Glue Down, Nail *(on, above, or below grade)</p>
<p>Species: European White Oak</p>	<p>Finish: Polyurethane with Aluminum Oxide</p>	<p>Color Variation: Low</p>
<p>Surface: Wirebrushed</p>	<p>Milling: Tongue and Groove</p>	<p>Certification: Lacey Act & Carb II Compliant</p>
<p>Face Veneer: Sawn Face</p>	<p>Light Sensitivity: Low</p>	<p>Edge Treatment: Micro-Bevel</p>
<p>Packaging: 31.09 SF per carton 1243.60 SF per pallet 40 cartons per pallet</p>		<p>Warranties: Lifetime Residential Warranty 5 Year Light Commercial *See full warranty at LWFlooring.com</p>

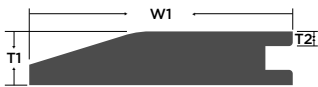




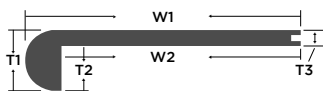
T-Molding							
Color	Item Code	W1	T1	W2	W3	Length	Weight
-	-	Width	Height	-	-	-	Lbs
Cambria	PCWO14CTM	1-7/8"	5/8"	1/2"	11/16"	78"	2.7
Hiawatha	PCWO14HTM	1-7/8"	5/8"	1/2"	11/16"	78"	2.7
Lambert	PCWO14LTM	1-7/8"	5/8"	1/2"	11/16"	78"	1.7
Monarch	PCWO14MTM	1-7/8"	5/8"	1/2"	11/16"	78"	2.7
Portage	EWO14POTM	1-7/8"	5/8"	1/2"	11/16"	78"	1.7
Sonata	PCWO14STM	1-7/8"	5/8"	1/2"	11/16"	78"	2.7



Threshold							
Color	Item Code	W1	T1	W2	T2	Length	Weight
-	-	Width	Height	-	-	-	Lbs
Cambria	PCWO14CTH	2"	7/8"	7/8"	1/2"	78"	2.7
Hiawatha	PCWO14HTH	2"	7/8"	7/8"	1/2"	78"	2.7
Lambert	PCWO14LTH	2"	7/8"	7/8"	1/2"	78"	1.7
Monarch	PCWO14MTH	2"	7/8"	7/8"	1/2"	78"	2.7
Portage	EWO14POTH	2"	7/8"	7/8"	1/2"	78"	2.7
Sonata	PCWO14STH	2"	7/8"	7/8"	1/2"	78"	2.7



Reducer						
Color	Item Code	W1	T1	T2	Length	Weight
-	-	Width	Height	-	-	Lbs
Cambria	PCWO14CRD	2"	9/16"	3/16"	78"	1.7
Hiawatha	PCWO14HRD	2"	9/16"	3/16"	78"	1.7
Lambert	PCWO14LRD	2"	9/16"	3/16"	78"	1.7
Monarch	PCWO14MRD	2"	9/16"	3/16"	78"	1.7
Portage	EWO14PORD	2"	9/16"	3/16"	78"	1.7
Sonata	PCWO14SRD	2"	9/16"	3/16"	78"	1.7



Flush Stairnose								
Color	Item Code	W1	W2	T1	T2	T3	Length	Weight
-	-	Width	-	Height	-	-	-	Lbs
Cambria	PCWO14CSN	2-3/8"	1-4/5"	13/16"	1/4"	9/16"	78"	1.7
Hiawatha	PCWO14HSN	2-3/8"	1-4/5"	13/16"	1/4"	9/16"	78"	1.7
Lambert	PCWO14LSN	2-3/8"	1-4/5"	13/16"	1/4"	9/16"	78"	1.7
Monarch	PCWO14MSN	2-3/8"	1-4/5"	13/16"	1/4"	9/16"	78"	1.7
Portage	EWO14POSN	2-3/8"	1-4/5"	13/16"	1/4"	9/16"	78"	2.7
Sonata	PCWO14SSN	2-3/8"	1-4/5"	13/16"	1/4"	9/16"	78"	1.7



The Vintage Elegance Collection features American Hickory & European White Oak that provides a rustic visual symphony of dramatic depth in a UV Urethane / UV Lacquer wire-brushed finish. Utilizing a 4mm sawn face veneer and planks that are 7-1/4" W x 5/8" thick and up to 74-3/4" in length Vintage Elegance excels in warmth and craftsmanship.



Aspendale
VEAH15A7
American Hickory



Emilia
VEWO15E7
European White Oak



Kingsley
VEWO15K7
European White Oak




Mantua
VEWO15MA7
European White Oak



Norwich
VEWO15N7
European White Oak



Rosemont
VEWO15R7
European White Oak



Urbino
VEWO15U7
European White Oak

FACT SHEET

Specifications			
Color	Species	Gloss Level	Color Variation
Aspendale	American Hickory	<10	Medium/High
Emilia	European White Oak	4-7	Medium
Kingsley	European White Oak	7-13	Medium
Mantua	European White Oak	2-9	Medium
Norwich	European White Oak	7-13	Medium
Rosemont	European White Oak	7-13	Medium
Urbino	European White Oak	7-13	Medium

Size:

5/8" x 7-1/2" x RL up to 74-3/4"

Finish:

UV Urethane / UV Lacquer

Installation:

Glue Down, Nail

*(on, above, or below grade)

Surface:

Wirebrushed

Milling:

Tongue and Groove

Certification:

Lacey Act & Carb II Compliant

Face Veneer:

Sawn Face

Light Sensitivity:

Low

Edge Treatment:

Micro-Bevel

Packaging:

31.09 SF per carton

1243.60 SF per pallet

40 cartons per pallet

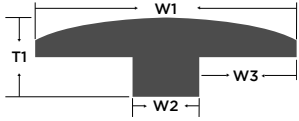
Warranties:

Lifetime Residential Warranty

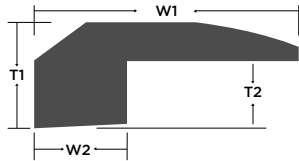
5 Year Light Commercial

*See full warranty at LWFlooring.com

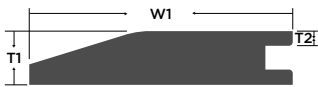




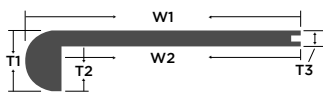
T-Molding							
Color	Item Code	W1	T1	W2	W3	Length	Weight
-	-	Width	Height	-	-	-	Lbs
Aspendale	AH15ATM	1-7/8"	5/8"	1/2"	11/16"	78"	1.7
Emilia	EWO14EMTM	1-7/8"	5/8"	1/2"	11/16"	78"	1.7
Kingsley	RWO15KTM	1-7/8"	5/8"	1/2"	11/16"	78"	1.7
Mantua	EWO14MATM	1-7/8"	5/8"	1/2"	11/16"	78"	1.7
Norwich	VEWO15NTM	1-7/8"	5/8"	1/2"	11/16"	78"	1.7
Rosemont	RWO15RTM	1-7/8"	5/8"	1/2"	11/16"	78"	1.7
Urbino	VEWO14URTM	1-7/8"	5/8"	1/2"	11/16"	78"	1.7



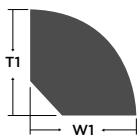
Threshold							
Color	Item Code	W1	T1	W2	T2	Length	Weight
-	-	Width	Height	-	-	-	Lbs
Aspendale	AH15ATH	2"	7/8"	7/8"	1/2"	78"	2.7
Emilia	EWO14EMTH	2"	7/8"	7/8"	1/2"	78"	2.7
Kingsley	RWO15KTH	2"	7/8"	7/8"	1/2"	78"	2.7
Mantua	EWO14MATH	2"	7/8"	7/8"	1/2"	78"	2.7
Norwich	VEWO15NTH	2"	7/8"	7/8"	1/2"	78"	2.7
Rosemont	RWO15RTH	2"	7/8"	7/8"	1/2"	78"	2.7
Urbino	VEWO14URTH	2"	7/8"	7/8"	1/2"	78"	2.7



Reducer							
Color	Item Code	W1	T1	T2	Length	Weight	
-	-	Width	Height	-	-	Lbs	
Aspendale	AH15ARD	2"	5/8"	3/16"	78"	1.7	
Emilia	VEWO15EMRD	2"	5/8"	3/16"	78"	1.7	
Kingsley	RWO15KRD	2"	5/8"	3/16"	78"	1.7	
Mantua	VEWO15MARD	2"	5/8"	3/16"	78"	1.7	
Norwich	VEWO15NRD	2"	5/8"	3/16"	78"	1.7	
Rosemont	RWO15RRD	2"	5/8"	3/16"	78"	1.7	
Urbino	VEWO15URRD	2"	5/8"	3/16"	78"	1.7	



Flush Stairnose								
Color	Item Code	W1	W2	T1	T2	T3	Length	Weight
-	-	Width	-	Height	-	-	-	Lbs
Aspendale	AH15ASN	3"	2-3/8"	13/16"	3/16"	5/8"	78"	2.7
Emilia	VEWO15EMSN	3"	2-3/8"	13/16"	3/16"	5/8"	78"	2.7
Kingsley	RWO15KSN	3"	2-3/8"	13/16"	3/16"	5/8"	78"	2.7
Mantua	VEWO15MASN	3"	2-3/8"	13/16"	3/16"	5/8"	78"	2.7
Norwich	VEWO15NSN	3"	2-3/8"	13/16"	3/16"	5/8"	78"	2.7
Rosemont	RWO15RSN	3"	2-3/8"	13/16"	3/16"	5/8"	78"	2.7
Urbino	VEWO15URSN	3"	2-3/8"	13/16"	3/16"	5/8"	78"	2.7



Quarter Round						
Color	Item Code	W1	T1	Length	Weight	
-	-	Width	Height	-	Lbs	
Kingsley	RWO15KQR	3/4"	3/4"	78"	1.7	
Rosemont	RWO15RQR	3/4"	3/4"	78"	1.7	



The Renaissance Collection, measuring 7-1/2" W x 9/16" thick with planks up to 74-3/4"L, offers a versatile and classic 3mm veneer in a European White Oak wire-brushed finish. Renaissance sets to inspire without sacrifice, utilizing timeless charm and authentic refusal of design limitation. Warm meets cool in this collection with undeniable sensory interest.



Avelino
RCWO14AV7



Capri
RCWO14C7



Elba
RCWO14EL7



Haenna
RCWO14H7



Jenne
RCWO14J7




Klausen
RCWO14KL7



Lucca
RCWO14LU7



Modena
RCWO14MO7



Napoli
RCWO14NA7



Palermo
RCWO14PA7



Ravenna
RCWO14RA7



Sorrento
RCWO14SO7

FACT SHEET

Size & Packaging					
Color	Size	Sq/ft per Carton	Sq/ft per Pallet	Ctns. per Pallet	
Avelino	9/16" x 7-1/2" x RL up to 74-3/4"	31.09	1243.60	40	
Capri	9/16" x 7-1/2" x RL up to 74-3/4"	31.09	1243.60	40	
Elba	9/16" x 7-1/2" x RL up to 74-3/4"	31.09	1243.60	40	
Haenna	9/16" x 7-1/2" x RL up to 74-3/4"	31.09	1243.60	40	
Jenne	9/16" x 7-1/2" x RL up to 74-3/4"	31.09	1243.60	40	
Klausen	9/16" x 7-1/2" x RL up to 74-3/4"	31.09	1243.60	40	
Lucca	9/16" x 7-1/2" x RL up to 74-3/4"	31.09	1243.60	40	
Modena	9/16" x 7-1/2" x RL up to 74-3/4"	31.09	1243.60	40	
Napoli	9/16" x 7-1/2" x RL up to 74-3/4"	31.09	1243.60	40	
Palermo	9/16" x 7-1/2" x RL up to 75-1/4"	31.25	1250	40	
Ravenna	9/16" x 7-1/2" x RL up to 74-3/4"	31.09	1243.60	40	
Sorrento	9/16" x 7-1/2" x RL up to 74-3/4"	31.09	1243.60	40	

Specifications					
Color	Gloss Level	Face Veneer	Color Variation	Installation	
Avelino	2-8	Sawn Face	High	Float, Glue, Nail	
Capri	2-8	Slice Face	High	Float, Glue, Nail	
Elba	2-8	Sawn Face	High	Float, Glue, Nail	
Haenna	2-8	Slice Face	Medium	Float, Glue, Nail	
Jenne	<8	Sawn Face	Medium	Float, Glue, Nail	
Klausen	2-8	Sawn Face	High	Float, Glue, Nail	
Lucca	2-8	Sawn Face	High	Float, Glue, Nail	
Modena	2-8	Sawn Face	High	Float, Glue, Nail	
Napoli	2-8	Sawn Face	High	Float, Glue, Nail	
Palermo	<8	Sawn Face	Medium	Float, Glue, Nail	
Ravenna	2-8	Sawn Face	High	Float, Glue, Nail	
Sorrento	2-8	Slice Face	High	Float, Glue, Nail	

Species:
European White Oak

Milling:
Tongue and Groove

Certification:
Lacey Act & Carb II Compliant

Edge Treatment:
Micro-Bevel

Warranties:
Lifetime Residential Warranty
5 Year Light Commercial

Surface:
Wirebrushed

Light Sensitivity:
Mid/Low

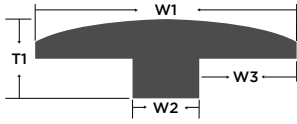
*See full warranty at LWFlooring.com

Finish:
Polyurethane w/Aluminum Oxide

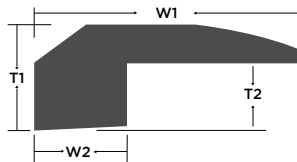


T-Molding

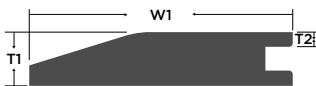
Color	Item Code	W1 Width	T1 Height	W2	W3	Length	Weight Lbs
Avelino	RCWO14AVM	1-7/8"	5/8"	1/2"	11/16"	78"	1.7
Capri	RCWO14CTM	1-7/8"	5/8"	1/2"	11/16"	78"	1.7
Elba	RCWO14ELM	1-7/8"	5/8"	1/2"	11/16"	78"	1.7
Haenna	EWO14HTM	1-7/8"	5/8"	1/2"	11/16"	78"	1.7
Jenne	EWO14JTM	1-7/8"	5/8"	1/2"	11/16"	78"	1.7
Klausen	RCWO14KLM	1-7/8"	5/8"	1/2"	11/16"	78"	1.7
Lucca	RCWO14LUM	1-7/8"	5/8"	1/2"	11/16"	78"	1.7
Modena	RCWO14MOM	1-7/8"	5/8"	1/2"	11/16"	78"	1.7
Napoli	RCWO14NAM	1-7/8"	5/8"	1/2"	11/16"	78"	1.7
Palermo	EWO14PTM	1-7/8"	5/8"	1/2"	11/16"	78"	1.7
Ravenna	RCWO14RAM	1-7/8"	5/8"	1/2"	11/16"	78"	1.7
Sorrento	RCWO14SOTM	1-7/8"	5/8"	1/2"	11/16"	78"	1.7

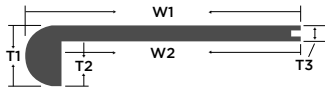

Threshold

Color	Item Code	W1 Width	T1 Height	W2	T2	Length	Weight Lbs
Avelino	RCWO14AVH	2"	7/8"	7/8"	1/2"	78"	2.7
Capri	RCWO14CTH	2"	7/8"	7/8"	1/2"	78"	2.7
Elba	RCWO14ELH	2"	7/8"	7/8"	1/2"	78"	2.7
Haenna	EWO14HTH	2"	7/8"	7/8"	1/2"	78"	2.7
Jenne	EWO14JTH	2"	7/8"	7/8"	1/2"	78"	2.7
Klausen	RCWO14KLH	2"	7/8"	7/8"	1/2"	78"	2.7
Lucca	RCWO14LUH	2"	7/8"	7/8"	1/2"	78"	2.7
Modena	RCWO14MOH	2"	7/8"	7/8"	1/2"	78"	2.7
Napoli	RCWO14NAH	2"	7/8"	7/8"	1/2"	78"	2.7
Palermo	EWO14PTH	2"	7/8"	7/8"	1/2"	78"	2.7
Ravenna	RCWO14RAH	2"	7/8"	7/8"	1/2"	78"	2.7
Sorrento	RCWO14SOTH	2"	7/8"	7/8"	1/2"	78"	2.7


Reducer

Color	Item Code	W1 Width	T1 Height	T2	Length	Weight Lbs
Avelino	RCWO14AVD	2"	9/16"	3/16"	78"	1.7
Capri	RCWO14CRD	2"	9/16"	3/16"	78"	1.7
Elba	RCWO14ELD	2"	9/16"	3/16"	78"	1.7
Haenna	EWO14HRD	2"	9/16"	3/16"	78"	1.7
Jenne	EWO14JRD	2"	9/16"	3/16"	78"	1.7
Klausen	RCWO14KLD	2"	9/16"	3/16"	78"	1.7
Lucca	RCWO14LUD	2"	9/16"	3/16"	78"	1.7
Modena	RCWO14MOD	2"	9/16"	3/16"	78"	1.7
Napoli	RCWO14NAD	2"	9/16"	3/16"	78"	1.7
Palermo	EWO14PRD	2"	9/16"	3/16"	78"	1.7
Ravenna	RCWO14RAD	2"	9/16"	3/16"	78"	1.7
Sorrento	RCWO14SORD	2"	9/16"	3/16"	78"	1.7




Flush Stairnose

Color	Item Code	W1 Width	W2	T1 Height	T2	T3	Length
Avelino	RCWO14AVN	2-3/8"	1-4/5"	13/16"	1/4"	9/16"	78"
Capri	RCWO14CSN	2-3/8"	1-4/5"	13/16"	1/4"	9/16"	78"
Elba	RCWO14ELN	2-3/8"	1-4/5"	13/16"	1/4"	9/16"	78"
Haenna	EWO14HSN	2-3/8"	1-4/5"	13/16"	1/4"	9/16"	78"
Jenne	EWO14JSN	2-3/8"	1-4/5"	13/16"	1/4"	9/16"	78"
Klausen	RCWO14KLN	2-3/8"	1-4/5"	13/16"	1/4"	9/16"	78"
Lucca	RCWO14LUN	2-3/8"	1-4/5"	13/16"	1/4"	9/16"	78"
Modena	RCWO14MON	2-3/8"	1-4/5"	13/16"	1/4"	9/16"	78"
Napoli	RCWO14NAN	2-3/8"	1-4/5"	13/16"	1/4"	9/16"	78"
Palermo	EWO14PSN	2-3/8"	1-4/5"	13/16"	1/4"	9/16"	78"
Ravenna	RCWO14RAN	2-3/8"	1-4/5"	13/16"	1/4"	9/16"	78"
Sorrento	RCWO14SOSN	2-3/8"	1-4/5"	13/16"	1/4"	9/16"	78"



The Sonoma Valley Collection is LW's most diverse wood offering which includes Hickory, Walnut, and European Oak species in varying widths, groundbreaking movements, lively accents, and deep textures. This intriguing wood line features a 2mm veneer that goes from rustic to regal all in one stunning collection.



Amarone
SV2AH12A37
American Hickory



Cabernet
SV2AH12C37
American Hickory



Grenache
SVAH12G37
American Hickory



Merlot
SV2AH12M37
American Hickory



Sherry
SV2AH12S37
American Hickory



Tokaji
SVAH12T7
American Hickory



Hermitage
SVAH12H7
American Pecan



Ives
SVAH12I7
American Pecan



Port
SVAW12P7
American Walnut



Brunello
SVWO12B7
European White Oak



Chardonnay
SVWO12C7P
European White Oak



Godello
SVWO12GO7
European White Oak



Madeira
SVWO12MA7P
European White Oak



Rossara
SVWO12RS7
European White Oak



Syrah
SVWO12S7
European White Oak

FACT SHEET

Specifications						
Color	Size	Sq/ft per Carton	Sq/ft per Pallet	Ctns. per Pallet	Light Sensitivity	
Amarone	1/2" x 3" & 7-1/2" mixed x RL up to 74-3/4"	21.93	1491.24	68	Low	
Brunello	1/2" x 7-1/2" x RL up to 75-1/4"	31.25	1406.25	45	Mid-Low	
Cabernet	1/2" x 3" & 7-1/2" mixed x RL up to 74-3/4"	21.93	1491.24	68	Low	
Chardonnay	1/2" x 7-1/2" x RL up to 75-1/4"	31.25	1406.25	45	Mid-Low	
Godello	1/2" x 7-1/2" x 75-1/4" RL	31.25	1406.25	45	Mid-Low	
Grenache	1/2" x 3" & 7-1/2" mixed x RL up to 74-3/4"	21.93	1,491.24	68	Low	
Hermitage	1/2" x 7-1/2" x 82-5/8" RL	25.77	1,417.35	55	Low	
Ives	1/2" x 7-1/2" x 82-5/8" RL	25.77	1,417.35	55	Low	
Madeira	1/2" x 7-1/2" x RL up to 75-1/4"	31.25	1406.25	45	Mid-Low	
Merlot	1/2" x 3" & 7-1/2" mixed x RL up to 74-3/4"	21.93	1491.24	68	Low	
Port	1/2" x 7-1/2" x RL up to 72"	22.46	1347.60	60	Low	
Rossara	1/2" x 7-1/2" x RL up to 74-3/4"	31.09	1399.05	45	Medium	
Sherry	1/2" x 3" & 7-1/2" mixed x RL up to 74-3/4"	21.93	1491.24	68	Low	
Syrah	1/2" x 7-1/2" x RL up to 75-1/4"	31.25	1406.25	45	Mid-Low	
Tokaji	1/2" x 7-1/2" x RL up to 74-3/4"	23.32	1399.20	60	Medium	

Specifications Continued					
Color	Species	Gloss Level	Face Veneer	Color Variation	Surface
Amarone	American Hickory	6-10	Sawn Face	Medium	Wirebrushed & Handscraped
Brunello	European White Oak	≤8	Sliced Face	Medium	Wirebrushed
Cabernet	American Hickory	6-10	Sawn Face	Medium	Wirebrushed & Handscraped
Chardonnay	European White Oak	≤8	Sliced Face	Medium	Wirebrushed
Godello	European White Oak	≤8	Sliced Face	Medium	Wirebrushed
Grenache	American Hickory	6-10	Sliced Face	High	Wirebrushed & Handscraped
Hermitage	American Pecan	7±2	Sliced Face	Medium	Wirebrushed
Ives	American Pecan	7±2	Sliced Face	Medium	Wirebrushed
Madeira	European White Oak	≤8	Sliced Face	Medium	Wirebrushed
Merlot	American Hickory	6-10	Sawn Face	Medium	Wirebrushed & Handscraped
Port	American Walnut	6-10	Sliced Face	Medium	Wirebrushed
Rossara	European White Oak	5-8	Sliced Face	High	Wirebrushed
Sherry	American Hickory	6-10	Sawn Face	Medium	Wirebrushed & Handscraped
Syrah	European White Oak	≤8	Sliced Face	Medium	Wirebrushed
Tokaji	American Hickory	3-7	Sliced Face	High	Handscraped

Finish:

Polyurethane with Aluminum Oxide

Milling:

Tongue and Groove

Certification:

Lacey Act & Carb II Compliant

Edge Treatment:

Micro-Beveled

Warranties:

Lifetime Residential Warranty

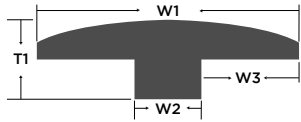
5 Year Light Commercial

Installation:

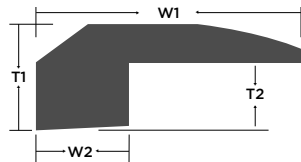
Float, Glue, Nail

*(on, above, or below grade)

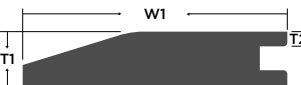
 *See full warranty at LWFlooring.com



T-Molding

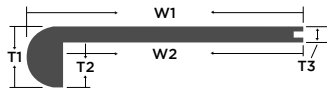
Color	Item Code	W1 Width	T1 Height	W2	W3	Length	Weight Lbs
Amarone	AH12ATM	1-7/8"	5/8"	1/2"	11/16"	78"	1.7
Brunello	SVWO12BRTM	1-7/8"	5/8"	1/2"	11/16"	78"	1.7
Cabernet	AH12CATM	1-7/8"	5/8"	1/2"	11/16"	78"	1.7
Chardonnay	EWO12CHTM	1-7/8"	5/8"	1/2"	11/16"	78"	1.7
Godello	SVWO12GOTM	1-7/8"	5/8"	1/2"	11/16"	78"	2.7
Grenache	SVWO12GRTM	1-7/8"	5/8"	1/2"	11/16"	78"	2.7
Hermitage	AH12HTM	1-7/8"	5/8"	1/2"	11/16"	78"	2.7
Ives	AH12ITM	1-7/8"	5/8"	1/2"	11/16"	78"	2.7
Madeira	EWO14VTM	1-7/8"	5/8"	1/2"	11/16"	78"	1.7
Merlot	AH12METM	1-7/8"	5/8"	1/2"	11/16"	78"	1.7
Port	AW12NTM	1-7/8"	5/8"	1/2"	11/16"	78"	1.7
Rossara	SVWO12ROTM	1-7/8"	5/8"	1/2"	11/16"	78"	1.7
Sherry	AH12SHTM	1-7/8"	5/8"	1/2"	11/16"	78"	1.7
Syrah	SVWO12SYTM	1-7/8"	5/8"	1/2"	11/16"	78"	1.7
Tokaji	AH12TTM	1-7/8"	5/8"	1/2"	11/16"	78"	1.7


Threshold

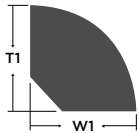
Color	Item Code	W1 Width	T1 Height	W2	T2	Length	Weight Lbs
Amarone	AH12ATH	2"	3/4"	7/8"	3/8"	78"	2.7
Brunello	SVWO12BRTH	2"	3/4"	7/8"	3/8"	78"	2.7
Cabernet	AH12CATH	2"	3/4"	7/8"	3/8"	78"	2.7
Chardonnay	EWO12CHTH	2"	3/4"	7/8"	3/8"	78"	2.7
Godello	SVWO12GOTH	2"	3/4"	7/8"	3/8"	78"	1.7
Grenache	SVWO12GRTH	2"	3/4"	7/8"	3/8"	78"	1.7
Hermitage	AH12HTH	2"	3/4"	7/8"	3/8"	78"	1.7
Ives	AH12ITH	2"	3/4"	7/8"	3/8"	78"	1.7
Madeira	EWO12MDTH	2"	3/4"	7/8"	3/8"	78"	1.7
Merlot	AH12METH	2"	3/4"	7/8"	3/8"	78"	2.7
Port	AW12NTH	2"	3/4"	7/8"	3/8"	78"	2.7
Rossara	SVWO12ROTH	2"	3/4"	7/8"	3/8"	78"	2.7
Sherry	AH12SHTH	2"	3/4"	7/8"	3/8"	78"	2.7
Syrah	SVWO12SYTH	2"	3/4"	7/8"	3/8"	78"	2.7
Tokaji	AH12TTH	2"	3/4"	7/8"	3/8"	78"	1.7


Reducer

Color	Item Code	W1 Width	T1 Height	T2	Length	Weight Lbs
Amarone	AH12ARD	2"	1/2"	1/8"	78"	1.7
Brunello	SVWO12BRRD	2"	1/2"	1/8"	78"	1.7
Cabernet	AH12CARD	2"	1/2"	1/8"	78"	1.7
Chardonnay	EWO12CHRD	2"	1/2"	1/8"	78"	1.7
Godello	SVWO12GORD	2"	1/2"	1/8"	78"	2.7
Grenache	SVWO12GRRD	2"	1/2"	1/8"	78"	2.7
Hermitage	AH12HRD	2"	1/2"	1/8"	78"	2.7
Ives	AH12IRD	2"	1/2"	1/8"	78"	2.7
Madeira	EWO12MDRD	2"	1/2"	1/8"	78"	1.7
Merlot	AH12MERD	2"	1/2"	1/8"	78"	1.7
Port	AW12NRD	2"	1/2"	1/8"	78"	1.7
Rossara	SVWO12RORD	2"	1/2"	1/8"	78"	1.7
Sherry	AH12SHRD	2"	1/2"	1/8"	78"	1.7
Syrah	SVWO12SYRD	2"	1/2"	1/8"	78"	1.7
Tokaji	AH12TRD	2"	1/2"	1/8"	78"	1.7


Flush Stairnose

Color	Item Code	W1 Width	W2	T1 Height	T2	T3	Length	Weight Lbs
Amarone	AH12ASN	3"	1-4/5"	3/4"	1/4"	1/2"	78"	2.7
Brunello	SVWO12BRSN	3"	1-4/5"	3/4"	1/4"	1/2"	78"	2.7
Cabernet	AH12CASN	3"	1-4/5"	3/4"	1/4"	1/2"	78"	2.7
Chardonnay	EWO12CHSN	3"	1-4/5"	3/4"	1/4"	1/2"	78"	2.7
Godello	SVWO12GOSN	3"	1-4/5"	3/4"	1/4"	1/2"	78"	2.7
Grenache	SVWO12GRSN	3"	1-4/5"	3/4"	1/4"	1/2"	78"	2.7
Hermitage	AH12HSN	3"	1-4/5"	3/4"	1/4"	1/2"	78"	2.7
Ives	AH12ISN	3"	1-4/5"	3/4"	1/4"	1/2"	78"	2.7
Madeira	EWO12MDSN	3"	1-4/5"	3/4"	1/4"	1/2"	78"	2.7
Merlot	AH12MESN	3"	1-4/5"	3/4"	1/4"	1/2"	78"	2.7
Port	AW12NSN	3"	1-4/5"	3/4"	1/4"	1/2"	78"	2.7
Rossara	SVWO12ROSN	3"	1-4/5"	3/4"	1/4"	1/2"	78"	2.7
Sherry	AH12SHSN	3"	1-4/5"	3/4"	1/4"	1/2"	78"	2.7
Syrah	SVWO12SYSN	3"	1-4/5"	3/4"	1/4"	1/2"	78"	2.7
Tokaji	AH12TSN	3"	1-4/5"	3/4"	1/4"	1/2"	78"	1.7


Quarter Round

Color	Item Code	W1 Width	T1 Height	Length	Weight Lbs
Cabernet	AH12CAQR	3/4"	3/4"	78"	1.7
Chardonnay	EWOMQR	3/4"	3/4"	78"	1.7
Madeira	EWOVQR	3/4"	3/4"	78"	1.7
Merlot	AH12MEQR	3/4"	3/4"	78"	1.7
Sherry	AH12SHQR	3/4"	3/4"	78"	1.7
Tokaji	AH12TQR	3/4"	3/4"	78"	1.7



Our French Impressions Collection features European White Oak veneers that are on planks 7" W x 3/8" thick and lengths up to 71" in size. Offered in today's most sought after design colors, French Impressions showcases a gentle wire-brushed finish that values simplicity over excess. This collection is a striking canvas of modern beauty for your home for years to come.



Andrique
FIWO10AN7



Bazille
FIWO10BA7



Cezanne
FIWO10C7



Degas
FIWO10D7



Gauguin
FIWO10GA7



Luna
FIWO10L7



Monet
FIWO10M7



Ottin
FIWO10OT7



Pissarro
FIWO10P7



Renoir
FIWO10R7



Signac
FIWO10S7



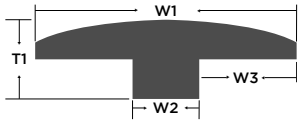
Van Gogh
FIWO10V7

FACT SHEET

Size: 3/8" x 7" x RL up to 71"	Gloss Level: 5-8	Installation: Glue Down, Nail <small>*(on, above, or below grade)</small>
Species: European White Oak	Finish: Polyurethane w/ Aluminum Oxide	Edge Treatment: Micro-Bevel
Surface: Wirebrushed	Milling: Tongue and Groove	Certification: Lacey Act & Carb II Compliant
Face Veneer: Slice Face	Light Sensitivity: Low	Packaging: 34.49 SF per carton 1552.05 SF per pallet 45 cartons per pallet
Color Variation:		
Low - Degas		
Medium - Cezanne, Monet, Renoir, Signac		
High -Andrique, Bazille, Gauguin, Luna, Ottin, Pissaro, Van Gogh		
Warranties: Lifetime Residential Warranty 5 Year Light Commercial		

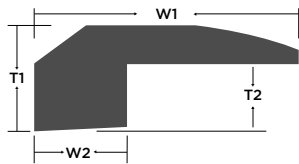
*See full warranty at LWFlooring.com





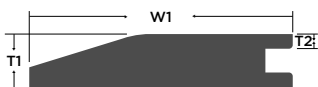
T-Molding

Color	Item Code	W1	T1	W2	W3	Length	Weight
-	-	Width	Height	-	-	-	Lbs
Andrique	FIWO10ANTM	1-7/8"	5/8"	1/2"	11/16"	78"	1.7
Bazille	FIWO10BATM	1-7/8"	5/8"	1/2"	11/16"	78"	1.7
Cezanne	FIWO10CTM	1-7/8"	5/8"	1/2"	11/16"	78"	1.7
Degas	FIWO10DTM	1-7/8"	5/8"	1/2"	11/16"	78"	1.7
Gauguin	FIWO10GATM	1-7/8"	5/8"	1/2"	11/16"	78"	1.7
Luna	FIWO10LTM	1-7/8"	5/8"	1/2"	11/16"	78"	1.7
Monet	FIWO10MTM	1-7/8"	5/8"	1/2"	11/16"	78"	1.7
Ottin	FIWO10OTTM	1-7/8"	5/8"	1/2"	11/16"	78"	1.7
Pissarro	FIWO10PTM	1-7/8"	5/8"	1/2"	11/16"	78"	1.7
Renoir	FIWO10RTM	1-7/8"	5/8"	1/2"	11/16"	78"	1.7
Signac	FIWO10STM	1-7/8"	5/8"	1/2"	11/16"	78"	1.7
Van Gogh	FIWO10VTM	1-7/8"	5/8"	1/2"	11/16"	78"	1.7



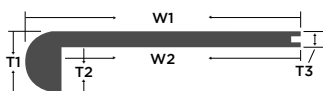
Threshold

Color	Item Code	W1	T1	W2	T2	Length	Weight
-	-	Width	Height	-	-	-	Lbs
Andrique	FIWO10ANTH	2"	3/4"	7/8"	1/2"	78"	1.7
Bazille	FIWO10BATH	2"	3/4"	7/8"	1/2"	78"	1.7
Cezanne	FIWO10CTH	2"	3/4"	7/8"	1/2"	78"	1.7
Degas	FIWO10DTH	2"	3/4"	7/8"	1/2"	78"	1.7
Gauguin	FIWO10GATH	2"	3/4"	7/8"	1/2"	78"	1.7
Luna	FIWO10LTH	2"	3/4"	7/8"	1/2"	78"	1.7
Monet	FIWO10MTH	2"	3/4"	7/8"	1/2"	78"	1.7
Ottin	FIWO10OTTH	2"	3/4"	7/8"	1/2"	78"	1.7
Pissarro	FIWO10PTH	2"	3/4"	7/8"	1/2"	78"	1.7
Renoir	FIWO10RTH	2"	3/4"	7/8"	1/2"	78"	1.7
Signac	FIWO10STH	2"	3/4"	7/8"	1/2"	78"	1.7
Van Gogh	FIWO10VTH	2"	3/4"	7/8"	1/2"	78"	1.7



Reducer

Color	Item Code	W1	T1	T2	Length	Weight
-	-	Width	Height	-	-	Lbs
Andrique	FIWO10ANRD	1-9/16"	3/8"	1/8"	78"	1.7
Bazille	FIWO10BARD	1-9/16"	3/8"	1/8"	78"	1.7
Cezanne	FIWO10CRD	1-9/16"	3/8"	1/8"	78"	1.7
Degas	FIWO10DRD	1-9/16"	3/8"	1/8"	78"	1.7
Gauguin	FIWO10GARD	1-9/16"	3/8"	1/8"	78"	1.7
Luna	FIWO10LRD	1-9/16"	3/8"	1/8"	78"	1.7
Monet	FIWO10MRD	1-9/16"	3/8"	1/8"	78"	1.7
Ottin	FIWO10OTRD	1-9/16"	3/8"	1/8"	78"	1.7
Pissarro	FIWO10PRD	1-9/16"	3/8"	1/8"	78"	1.7
Renoir	FIWO10RRD	1-9/16"	3/8"	1/8"	78"	1.7
Signac	FIWO10SRD	1-9/16"	3/8"	1/8"	78"	1.7
Van Gogh	FIWO10VRD	1-9/16"	3/8"	1/8"	78"	1.7



Flush Stairnose

Color	Item Code	W1	W2	T1	T2	T3	Length	Weight
-	-	Width	-	Height	-	-	-	Lbs
Andrique	FIWO10ANSN	2-3/8"	1-7/8"	13/16"	7/16"	3/8"	78"	1.7
Bazille	FIWO10BASN	2-3/8"	1-7/8"	13/16"	7/16"	3/8"	78"	1.7
Cezanne	FIWO10CSN	2-3/8"	1-7/8"	13/16"	7/16"	3/8"	78"	1.7
Degas	FIWO10DSN	2-3/8"	1-7/8"	13/16"	7/16"	3/8"	78"	1.7
Gauguin	FIWO10GASN	2-3/8"	1-7/8"	13/16"	7/16"	3/8"	78"	1.7
Luna	FIWO10LSN	2-3/8"	1-7/8"	13/16"	7/16"	3/8"	78"	1.7
Monet	FIWO10MSN	2-3/8"	1-7/8"	13/16"	7/16"	3/8"	78"	1.7
Ottin	FIWO10OTSN	2-3/8"	1-7/8"	13/16"	7/16"	3/8"	78"	1.7
Pissarro	FIWO10PSN	2-3/8"	1-7/8"	13/16"	7/16"	3/8"	78"	1.7
Renoir	FIWO10RSN	2-3/8"	1-7/8"	13/16"	7/16"	3/8"	78"	1.7
Signac	FIWO10SSN	2-3/8"	1-7/8"	13/16"	7/16"	3/8"	78"	1.7
Van Gogh	FIWO10VSN	2-3/8"	1-7/8"	13/16"	7/16"	3/8"	78"	1.7



Chestnut

The Traditions Collection is a nostalgic line-up of handscraped and smooth finished Acacia, American Hickory and European White Oak wood species. Unmistakably rich in color and texture, Traditions is full of character with a heritage of style giving each floor its own distinct personality.



Dawn
HSAC10D5
Acacia



Moonlight
HSAC10M5
Acacia



Natural Acacia
HSAC10N5
Acacia



Autumn Brown
HSAH12AB5
American Hickory



Bronze
HSAH10B5
American Hickory



Caramel Cream
TCAH12CC7
American Hickory



Chestnut
HSAH10C5
American Hickory



Honey Mango
TCAH12HM7
American Hickory



Java
HSAH10J5
American Hickory



Toasted Almond
TCAH12TA7
American Hickory



Toffee
HSAH10T5
American Hickory



Wild Blackberry
TCAH12WB7
American Hickory



Latte
TCWO10L5
European White Oak



Praline
TCWO10P5
European White Oak



Riviera
TCWO10R5
European White Oak

FACT SHEET

Specifications						
Color	Size	Sq/ft per Carton	Sq/ft per Pallet	Ctns. per Pallet	Installation	
Autumn Brown	1/2" x 5" x RL up to 47-1/4"	32.80	1049.60	32	Float, Glue, Nail	
Bronze	3/8" x 5" x RL up to 47-1/4"	32.80	1049.60	32	Glue, Nail	
Caramel Cream	1/2" x 6-1/2" x RL up to 74-4/5"	33.94	1,425.48	42	Float, Glue, Nail	
Chestnut	3/8" x 5" x RL up to 47-1/4"	32.80	1049.60	32	Glue, Nail	
Dawn	3/8" x 5" x RL up to 47-1/4"	34.45	1653.60	48	Glue, Nail	
Honey Mango	1/2" x 6-1/2" x RL up to 74-4/5"	33.94	1,425.48	42	Float, Glue, Nail	
Java	3/8" x 5" x RL up to 47-1/4"	32.80	1049.60	32	Glue, Nail	
Latte	3/8" x 5" x RL up to 70-7/8"	34.45	1653.60	48	Float, Glue, Nail	
Moonlight	3/8" x 5" x RL up to 47-1/4"	34.45	1653.60	48	Glue, Nail	
Natural Acacia	3/8" x 5" x RL up to 47-1/4"	34.45	1653.60	48	Glue, Nail	
Praline	3/8" x 5" x RL up to 70-7/8"	34.45	1653.60	48	Float, Glue, Nail	
Riviera	3/8" x 5" x RL up to 70-7/8"	34.45	1653.60	48	Float, Glue, Nail	
Toasted Almond	1/2" x 6-1/2" x RL up to 74-4/5"	33.94	1,425.48	42	Float, Glue, Nail	
Toffee	3/8" x 5" x RL up to 47-1/4"	32.80	1049.60	32	Glue, Nail	
Wild Blackberry	1/2" x 6-1/2" x RL up to 74-4/5"	33.94	1,425.48	42	Float, Glue, Nail	

Finish:

Polyurethane w/Aluminum Oxide

Milling:

Tongue and Groove

Certification:

Lacey Act & Carb II Compliant

Light Sensitivity:

Low

Warranties:

 Lifetime Residential Warranty
 5 Year Light Commercial

Surface:

Handscraped

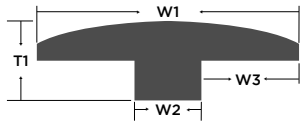
 *See full warranty at LWFlooring.com


FACT SHEET

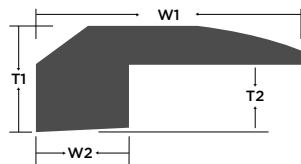
Specifications Continued

Color	Species	Gloss Level	Face Veneer	Color Variation	Edge Treatment
Autumn Brown	American Hickory	9-15	Rotary	Medium	Micro-Bevel
Bronze	American Hickory	10-15	Rotary	Medium	Micro-Bevel
Caramel Cream	American Hickory	10-15	Slice Face	Medium	Beveled
Chestnut	American Hickory	10-15	Rotary	Medium	Micro-Bevel
Dawn	Acacia	15-20	Slice Face	Medium	Micro-Bevel
Honey Mango	American Hickory	10-15	Slice Face	High	Beveled
Java	American Hickory	10-15	Rotary	Medium	Micro-Bevel
Latte	European White Oak	5-8	Slice Face	Low	Micro-Bevel
Moonlight	Acacia	15-20	Slice Face	Medium	Micro-Bevel
Natural Acacia	Acacia	15-20	Slice Face	High	Micro-Bevel
Praline	European White Oak	5-8	Slice Face	Low	Micro-Bevel
Riviera	European White Oak	5-8	Slice Face	Low	Micro-Bevel
Toasted Almond	American Hickory	10-15	Slice Face	Medium	Beveled
Toffee	American Hickory	9-15	Rotary	Medium	Micro-Bevel
Wild Blackberry	American Hickory	10-15	Slice Face	Low	Beveled

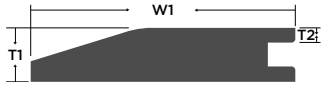




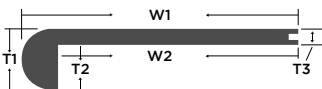
T-Molding							
Color	Item Code	W1 Width	T1 Height	W2	W3	Length	Weight Lbs
Autumn Brown	AH12ABTM	1-7/8"	5/8"	1/2"	11/16"	78"	1.7
Bronze	AH10BTM	1-7/8"	5/8"	1/2"	11/16"	78"	1.7
Caramel Cream	AH12CCTM	1-7/8"	5/8"	1/2"	11/16"	78"	1.7
Chestnut	AH10CTM	1-7/8"	5/8"	1/2"	11/16"	78"	1.7
Dawn	AC10DTM	1-3/4"	1/2"	1/2"	5/8"	72"	1.7
Honey Mango	AH12HMTM	1-7/8"	5/8"	1/2"	11/16"	78"	1.7
Java	AH10JTM	1-7/8"	5/8"	1/2"	11/16"	78"	1.7
Latte	TCWO10LTM	1-7/8"	5/8"	1/2"	11/16"	78"	1.7
Moonlight	AC10MTM	1-3/4"	1/2"	1/2"	5/8"	72"	1.7
Acacia Natural	AC10NTM	1-3/4"	1/2"	1/2"	5/8"	72"	1.7
Praline	TCWO10PTM	1-7/8"	5/8"	1/2"	11/16"	78"	1.7
Riviera	TCWO10RTM	1-7/8"	5/8"	1/2"	11/16"	78"	1.7
Toasted Almond	AH12TATM	1-7/8"	5/8"	1/2"	11/16"	78"	1.7
Toffee	AH10TTM	1-7/8"	5/8"	1/2"	11/16"	78"	1.7
Wild Blackberry	AH12WBTM	1-7/8"	5/8"	1/2"	11/16"	78"	1.7



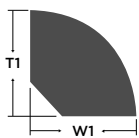
Threshold							
Color	Item Code	W1 Width	T1 Height	W2	T2	Length	Weight Lbs
Autumn Brown	AH12ABTH	2"	3/4"	7/8"	3/8"	78"	2.7
Bronze	AH10BTH	2"	3/4"	7/8"	3/8"	78"	2.7
Caramel Cream	AH12CCTH	2"	3/4"	7/8"	3/8"	78"	1.7
Chestnut	AH10CTH	2"	3/4"	7/8"	3/8"	78"	2.7
Dawn	AC10DTH	1-3/4"	3/4"	11/16"	3/8"	72"	2.7
Honey Mango	AH12HMTH	2"	3/4"	7/8"	3/8"	78"	1.7
Java	AH10JTH	2"	3/4"	7/8"	3/8"	78"	2.7
Latte	TCWO10LTH	2"	3/4"	7/8"	3/8"	78"	1.7
Moonlight	AC10MTH	1-3/4"	3/4"	11/16"	3/8"	72"	2.7
Acacia Natural	AC10NTH	1-3/4"	3/4"	11/16"	3/8"	72"	2.7
Praline	TCWO10PTH	2"	3/4"	7/8"	3/8"	78"	1.7
Riviera	TCWO10RTH	2"	3/4"	7/8"	3/8"	78"	1.7
Toasted Almond	AH12TATH	2"	3/4"	7/8"	3/8"	78"	1.7
Toffee	AH10TTH	2"	3/4"	7/8"	3/8"	78"	2.7
Wild Blackberry	AH12WBTH	2"	3/4"	7/8"	3/8"	78"	1.7


Reducer

Color	Item Code	W1 Width	T1 Height	T2	Length	Weight Lbs
Autumn Brown	AH12ABRD	2"	1/2"	1/8"	78"	1.7
Bronze	AH10BRD	1-9/16"	3/8"	1/8"	78"	1.7
Caramel Cream	AH12CCRD	2"	1/2"	1/8"	78"	1.7
Chestnut	AH10CRD	1-9/16"	3/8"	1/8"	78"	1.7
Dawn	AC10DRD	1-3/4"	3/8"	1/8"	72"	1.7
Honey Mango	AH12HMRD	2"	1/2"	1/8"	78"	1.7
Java	AH10JRD	1-9/16"	3/8"	1/8"	78"	1.7
Latte	TCWO10LRD	1-1/2"	3/8"	1/8"	78"	1.7
Moonlight	AC10MRD	1-3/4"	3/8"	1/8"	72"	1.7
Acacia Natural	AC10NRD	1-3/4"	3/8"	1/8"	72"	1.7
Praline	TCWO10PRD	1-1/2"	3/8"	1/8"	78"	1.7
Riviera	TCWO10RRD	1-1/2"	3/8"	1/8"	78"	1.7
Toasted Almond	AH12TARD	2"	1/2"	1/8"	78"	1.7
Toffee	AH10TRD	1-9/16"	3/8"	1/8"	78"	1.7
Wild Blackberry	AH12WBRD	2"	1/2"	1/8"	78"	1.7


Flush Stairnose

Color	Item Code	W1 Width	W2	T1 Height	T2	T3	Length	Weight Lbs
Autumn Brown	AH12ABSN	3"	1-4/5"	3/4"	1/4"	1/2"	78"	2.7
Bronze	AH10BSN	2-3/8"	1-7/8"	13/16"	7/16"	3/8"	78"	2.7
Caramel Cream	AH12CCSN	3"	1-4/5"	3/4"	1/4"	1/2"	78"	1.7
Chestnut	AH10CSN	2-3/8"	1-7/8"	13/16"	7/16"	3/8"	78"	2.7
Dawn	AC10DSN	3-1/2"	1-7/8"	3/4"	5/16"	3/8"	72"	2.7
Honey Mango	AH12HMSN	3"	1-4/5"	3/4"	1/4"	1/2"	78"	1.7
Java	AH10JSN	2-3/8"	1-7/8"	13/16"	7/16"	3/8"	78"	2.7
Latte	TCWO10LSN	2-3/8"	1-7/8"	13/16"	7/16"	3/8"	78"	1.7
Moonlight	AC10MSN	3-1/2"	1-7/8"	3/4"	5/16"	3/8"	72"	2.7
Acacia Natural	AC10NSN	3-1/2"	1-7/8"	3/4"	5/16"	3/8"	72"	2.7
Praline	TCWO10PSN	2-3/8"	1-7/8"	13/16"	7/16"	3/8"	78"	1.7
Riviera	TCWO10RSN	2-3/8"	1-7/8"	13/16"	7/16"	3/8"	78"	1.7
Toasted Almond	AH12TASN	3"	1-4/5"	3/4"	1/4"	1/2"	78"	1.7
Toffee	AH10TSN	2-3/8"	1-7/8"	13/16"	7/16"	3/8"	78"	2.7
Wild Blackberry	AH12WBSN	3"	1-4/5"	3/4"	1/4"	1/2"	78"	1.7


Quarter Round

Color	Item Code	W1 Width	T1 Height	Length	Weight Lbs
Autumn Brown	AHABQR	3/4"	3/4"	78"	1.7
Bronze	AHBQR	3/4"	3/4"	78"	1.7
Caramel Cream	AH12CCQR	3/4"	3/4"	78"	1.7
Chestnut	AH10CQR	3/4"	3/4"	78"	1.7
Dawn	ACGTQR	3/4"	3/4"	78"	1.7
Honey Mango	AHNQR	3/4"	3/4"	78"	1.7
Java	AH10JQR	3/4"	3/4"	78"	1.7
Moonlight	ACNHQR	3/4"	3/4"	78"	1.7
Acacia Natural	ACNQR	3/4"	3/4"	78"	1.7
Toasted Almond	AH12TAQR	3/4"	3/4"	78"	1.7
Toffee	AH12SHQR	3/4"	3/4"	78"	1.7
Wild Blackberry	AH12WBQR	3/4"	3/4"	78"	1.7



WATERPROOF FLOORING



LW Flooring is proud to present our full line of waterproof flooring which are not only durable and pet friendly, but also inspire your creativity and imagination.

SAPPHIRE WAVE
RIVERSTONE COLLECTION | SPC5SW7



Featuring stunning Embossed In Register detailing and a resilient 30-mil wear layer on substantial 9" x 72" planks, this collection captures a high-end, seamless look and feel that embodies strength, scale and sophistication.




Cannon Beach
GC12CB9



Del Mar
GC12DM9



Eastport
GC12EA9



Friday Harbor
GC12FH9




Gold Coast
GC12GC9



Half Moon Bay
GC12HM9



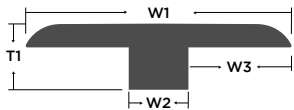
Port Royal
GC12PR9



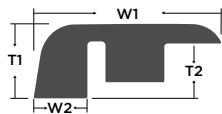
Sanibel
GC12SA9

FACT SHEET

Size: 12mm x 9" x 72"	Color Variation: Medium	Installation: 5G Locking System <small>*(on, above, or below grade)</small>
Light Sensitivity: Low	IIC Sound Testing 73	Edge Treatment: Painted Beveled
Wear Layer: 30 mil Polyurethane Embossed in Register	Milling: Tongue and Groove	Attached Cushion Yes
	Packaging: 17.73 SF per carton 1,063.80 SF per pallet 60 cartons per pallet	Warranties: Lifetime Residential Warranty 15 Year Light Commercial <small>*See full warranty at LWFlooring.com</small>

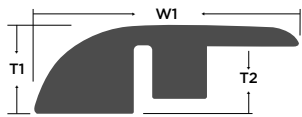


T-Molding							
Color	Item Code	W1 Width	T1 Height	W2	W3	Length	Weight Lbs
Cannon Beach	GC12CBTM	1-3/4"	9/16"	3/8"	11/16"	92"	1.39
Del Mar	GC12DMTM	1-3/4"	9/16"	3/8"	11/16"	92"	1.39
Eastport	GC12EATM	1-3/4"	9/16"	3/8"	11/16"	92"	1.39
Friday Harbor	GC12FHTM	1-3/4"	9/16"	3/8"	11/16"	92"	1.39
Gold Coast	GC12GCTM	1-3/4"	9/16"	3/8"	11/16"	92"	1.39
Half Moon Bay	GC12HMTM	1-3/4"	9/16"	3/8"	11/16"	92"	1.39
Port Royal	GC12PRTM	1-3/4"	9/16"	3/8"	11/16"	92"	1.39
Sanibel	GC12SATM	1-3/4"	9/16"	3/8"	11/16"	92"	1.39



Threshold							
Color	Item Code	W1 Width	T1 Height	W2	T2	Length	Weight Lbs
Cannon Beach	GC12CBTH	1-3/8"	9/16"	3/8"	7/16"	92"	1.59
Del Mar	GC12DMTH	1-3/8"	9/16"	3/8"	7/16"	92"	1.59
Eastport	GC12EATH	1-3/8"	9/16"	3/8"	7/16"	92"	1.59
Friday Harbor	GC12FHTH	1-3/8"	9/16"	3/8"	7/16"	92"	1.59
Gold Coast	GC12GCTH	1-3/8"	9/16"	3/8"	7/16"	92"	1.59
Half Moon Bay	GC12HMTH	1-3/8"	9/16"	3/8"	7/16"	92"	1.59
Port Royal	GC12PRTH	1-3/8"	9/16"	3/8"	7/16"	92"	1.59
Sanibel	GC12SATH	1-3/8"	9/16"	3/8"	7/16"	92"	1.59

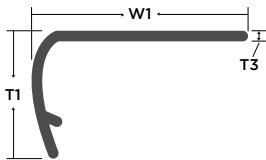




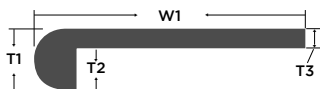
Reducer						
Color	Item Code	W1	T1	T2	Length	Weight
-	-	Width	Height	-	-	Lbs
Cannon Beach	GC12CBRD	1-3/4"	9/16"	7/16"	92"	1.76
Del Mar	GC12DMRD	1-3/4"	9/16"	7/16"	92"	1.76
Eastport	GC12EARD	1-3/4"	9/16"	7/16"	92"	1.76
Friday Harbor	GC12FHRD	1-3/4"	9/16"	7/16"	92"	1.76
Gold Coast	GC12GCRD	1-3/4"	9/16"	7/16"	92"	1.76
Half Moon Bay	GC12HMRD	1-3/4"	9/16"	7/16"	92"	1.76
Port Royal	GC12PRRD	1-3/4"	9/16"	7/16"	92"	1.76
Sanibel	GC12SARD	1-3/4"	9/16"	7/16"	92"	1.76



Flush Stairnose								
Color	Item Code	W1	W2	T1	T2	T3	Length	Weight
-	-	Width	-	Height	-	-	-	Lbs
Cannon Beach	GC12CBSN	4-7/16"	3-13/16"	1"	9/16"	12mm	92"	5.7
Del Mar	GC12DMSN	4-7/16"	3-13/16"	1"	9/16"	12mm	92"	5.7
Eastport	GC12EASN	4-7/16"	3-13/16"	1"	9/16"	12mm	92"	5.7
Friday Harbor	GC12FHSN	4-7/16"	3-13/16"	1"	9/16"	12mm	92"	5.7
Gold Coast	GC12GCSN	4-7/16"	3-13/16"	1"	9/16"	12mm	92"	5.7
Half Moon Bay	GC12HMSEN	4-7/16"	3-13/16"	1"	9/16"	12mm	92"	5.7
Port Royal	GC12PRSN	4-7/16"	3-13/16"	1"	9/16"	12mm	92"	5.7
Sanibel	GC12SASN	4-7/16"	3-13/16"	1"	9/16"	12mm	92"	5.7



Multi Stairnose						
Color	Item Code	W1	T1	T3	Length	Weight
-	-	Width	Height	-	-	Lbs
Cannon Beach	GC12CBMSN	2"	1"	1/16"	92"	5.7
Del Mar	GC12DMMSN	2"	1"	1/16"	92"	5.7
Eastport	GC12EAMSN	2"	1"	1/16"	92"	5.7
Friday Harbor	GC12FHMSN	2"	1"	1/16"	92"	5.7
Gold Coast	GC12GCMSN	2"	1"	1/16"	92"	5.7
Half Moon Bay	GC12HMMSN	2"	1"	1/16"	92"	5.7
Port Royal	GC12PRMSN	2"	1"	1/16"	92"	5.7
Sanibel	GC12SAMSN	2"	1"	1/16"	92"	5.7



Stair Tread Round Nose							
Color	Item Code	W1	T1	T2	T3	Length	Weight
-	-	Width	Height	-	-	-	Lbs
Cannon Beach	GC12CBSTR	12"	1-3/16"	7/8"	5/16"	47-1/4"	11.81
Del Mar	GC12DMSTR	12"	1-3/16"	7/8"	5/16"	47-1/4"	11.81
Eastport	GC12EASTR	12"	1-3/16"	7/8"	5/16"	47-1/4"	11.81
Friday Harbor	GC12FHSTR	12"	1-3/16"	7/8"	5/16"	47-1/4"	11.81
Gold Coast	GC12GCSTR	12"	1-3/16"	7/8"	5/16"	47-1/4"	11.81
Half Moon Bay	GC12HMSTR	12"	1-3/16"	7/8"	5/16"	47-1/4"	11.81
Port Royal	GC12PRSTR	12"	1-3/16"	7/8"	5/16"	47-1/4"	11.81
Sanibel	GC12SASTR	12"	1-3/16"	7/8"	5/16"	47-1/4"	11.81



The Riverside Collection combines the durability of vinyl with the beauty of today's contemporary and rustic hardwood floor visuals. Completely waterproof, low-maintenance, pet friendly, scratch & dent resistant, and long lasting this highly durable 20 mil wear layer LVP performs day-in and day-out all while maintaining its incredible look and feel. Easy to install and the performance you expect in LVP, Riverside is the right combination that everyday life demands in a flooring solution.



Anise
EVP7AN9



Buttercup
EVP7BU9



Cattail
EVP7CA9



Chamomile
EVP7CH9



Foxglove
EVP7FO9



Goldenrod
EVP7GO9



Marigold
EVP7MA9



Orchid
EVP7OR9



Papyrus
EVP7PP9



Primrose
EVP7PR9



Wisteria
EVP7WS9



Zinnia
EVP7ZI9

FACT SHEET

Testing:		
Critical Radiant Flux	ASTM E648	Class I
Surface Flammability	DOC FF 1-70	Passed
Coefficient of Friction	ASTM 2047	Passed >0.6
Static Load Limit	ASTM F970	Exceeds 3000 lbs (No cushion)
STC Sound Testing*	ASTM E492	71
IIC Sound Testing*	ASTM E989	73
*Sound testing will vary depending upon floor/ceiling assembly		
Floor Score Certified		
Phthalate Free		
PVC	100% Virgin PVC	

Size & Packaging Per Colors				
Color	Size	Pcs. per Carton	Sq/ft per Carton	Ctns. per Pallet
Anise	7.8mm x 9" x 59"	8 pcs (50.19 lbs)	29.27	52
Buttercup	7.8mm x 9" x 59"	8 pcs (50.59 lbs)	29.27	52
Cattail	7.8mm x 9-3/8" x 60"	8 pcs (52.01 lbs)	31.19	52
Chamomile	7.8mm x 9" x 59"	8 pcs (50.59 lbs)	29.27	52
Foxglove	7.8mm x 9" x 59"	8 pcs (50.59 lbs)	29.27	52
Goldenrod	8.0mm x 9" x 70"	6 pcs (46.29 lbs)	26.51	52
Marigold	7.8mm x 9" x 59"	8 pcs (49.81 lbs)	29.27	52
Orchid	8.0mm x 9" x 70"	6 pcs (46.29 lbs)	26.51	52
Papyrus	7.8mm x 9" x 59"	8 pcs (50.19 lbs)	29.27	52
Primrose	8.0mm x 9" x 70"	6 pcs (46.29 lbs)	26.51	52
Wisteria	7.8mm x 9-3/8" x 60"	8 pcs (52.01 lbs)	31.19	52
Zinnia	7.8mm x 9" x 59"	8 pcs (50.19 lbs)	29.27	52

Attached Cushion:
1.5mm Cork Backing

Installation:
Drop Lock, Click Floating Floor
*(on, above, or below grade)

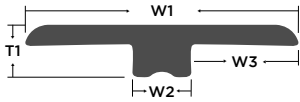
Edge Treatment:
Four-Side Painted Bevel

Wear Layer:
20 mil
Polyurethane
Embossed in Register

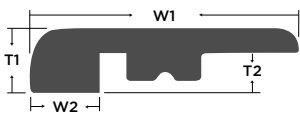
Warranties:
Lifetime Waterproof
Lifetime Residential Wear
15 Year Light Commercial Wear

*See full warranty at LWFFlooring.com

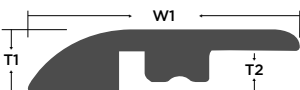




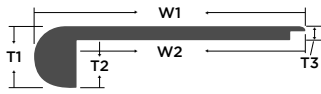
T-Molding							
Color	Item Code	W1 Width	T1 Height	W2	W3	Length	Weight Lbs
Anise	EVP7ANTM	1-3/4"	3/8"	3/8"	11/16"	92"	2.7
Buttercup	EVP7BUTM	1-3/4"	3/8"	3/8"	11/16"	92"	2.7
Cattail	EVP7CATM	1-3/4"	3/8"	3/8"	11/16"	92"	2.7
Chamomile	EVP7CHTM	1-3/4"	3/8"	3/8"	11/16"	92"	2.7
Foxglove	EVP7FOTM	1-3/4"	3/8"	3/8"	11/16"	92"	2.7
Goldenrod	EVP7GOTM	1-3/4"	3/8"	3/8"	11/16"	92"	2.7
Marigold	EVP7MATM	1-3/4"	3/8"	3/8"	11/16"	92"	2.7
Orchid	EVP7ORTM	1-3/4"	3/8"	3/8"	11/16"	92"	2.7
Papyrus	EVP7PPTM	1-3/4"	3/8"	3/8"	11/16"	92"	2.7
Primrose	EVP7PRTM	1-3/4"	3/8"	3/8"	11/16"	92"	2.7
Wisteria	EVP7WSTM	1-3/4"	3/8"	3/8"	11/16"	92"	2.7
Zinnia	EVP7ZITM	1-3/4"	3/8"	3/8"	11/16"	92"	2.7




Threshold							
Color	Item Code	W1 Width	T1 Height	W2	T2	Length	Weight Lbs
Anise	EVP7ANTH	1-3/8"	3/8"	3/8"	1/4"	92"	2.7
Buttercup	EVP7BUTH	1-3/8"	3/8"	3/8"	1/4"	92"	2.7
Cattail	EVP7CATH	1-3/8"	3/8"	3/8"	1/4"	92"	2.7
Chamomile	EVP7CHTH	1-3/8"	3/8"	3/8"	1/4"	92"	2.7
Foxglove	EVP7FOTH	1-3/8"	3/8"	3/8"	1/4"	92"	2.7
Goldenrod	EVP7GOTH	1-3/8"	3/8"	3/8"	1/4"	92"	2.7
Marigold	EVP7MATH	1-3/8"	3/8"	3/8"	1/4"	92"	2.7
Orchid	EVP7ORTH	1-3/8"	3/8"	3/8"	1/4"	92"	2.7
Papyrus	EVP7PPTH	1-3/8"	3/8"	3/8"	1/4"	92"	2.7
Primrose	EVP7PRTH	1-3/8"	3/8"	3/8"	1/4"	92"	2.7
Wisteria	EVP7WSTH	1-3/8"	3/8"	3/8"	1/4"	92"	2.7
Zinnia	EVP7ZITH	1-3/8"	3/8"	3/8"	1/4"	92"	2.7



Reducer							
Color	Item Code	W1 Width	T1 Height	T2	Length	Weight Lbs	
Anise	EVP7ANRD	1-3/4"	3/8"	5/16"	92"	2.7	
Buttercup	EVP7BURD	1-3/4"	3/8"	5/16"	92"	2.7	
Cattail	EVP7CARD	1-3/4"	3/8"	5/16"	92"	2.7	
Chamomile	EVP7CHRD	1-3/4"	3/8"	5/16"	92"	2.7	
Foxglove	EVP7FORD	1-3/4"	3/8"	5/16"	92"	2.7	
Goldenrod	EVP7GORD	1-3/4"	3/8"	5/16"	92"	2.7	
Marigold	EVP7MARD	1-3/4"	3/8"	5/16"	92"	2.7	
Orchid	EVP7ORRD	1-3/4"	3/8"	5/16"	92"	2.7	
Papyrus	EVP7PPRD	1-3/4"	3/8"	5/16"	92"	2.7	
Primrose	EVP7PRRD	1-3/4"	3/8"	5/16"	92"	2.7	
Wisteria	EVP7WSRD	1-3/4"	3/8"	5/16"	92"	2.7	
Zinnia	EVP7ZIRD	1-3/4"	3/8"	5/16"	92"	2.7	


Flush Stairnose

Color	Item Code	W1 Width	W2	T1 Height	T2	T3	Length	Weight Lbs
Anise	EVP7ANSNF	4-5/16"	3-13/16"	1"	11/16"	7.8mm	92"	2.7
Buttercup	EVP7BUSN	4-5/16"	3-13/16"	1"	11/16"	7.8mm	92"	2.7
Cattail	EVP7CASN	4-5/16"	3-13/16"	1"	11/16"	7.8mm	92"	2.7
Chamomile	EVP7CHSN	4-5/16"	3-13/16"	1"	11/16"	7.8mm	92"	2.7
Foxglove	EVP7FOSN	4-5/16"	3-13/16"	1"	11/16"	7.8mm	92"	2.7
Goldenrod	EVP7GOSN	4-5/16"	3-13/16"	1"	11/16"	8mm	92"	2.7
Marigold	EVP7MASN	4-5/16"	3-13/16"	1"	11/16"	8mm	92"	2.7
Orchid	EVP7ORSN	4-5/16"	3-13/16"	1"	11/16"	8mm	92"	2.7
Papyrus	EVP7PPSNF	4-5/16"	3-13/16"	1"	11/16"	7.8mm	92"	2.7
Primrose	EVP7PRSNF	4-5/16"	3-13/16"	1"	11/16"	8mm	92"	2.7
Wisteria	EVP7WSSNF	4-5/16"	3-13/16"	1"	11/16"	7.8mm	92"	2.7
Zinnia	EVP7ZISN	4-5/16"	3-13/16"	1"	11/16"	7.8mm	92"	2.7


Stair Tread Round Nose

Color	Item Code	W1 Width	T1 Height	T2	T3	Length	Weight Lbs
Anise	EVP7ANSTR	12"	1-1/5"	7/8"	5/16"	47-1/4"	7.17
Buttercup	EVP7BUSTR	12"	1-1/5"	7/8"	5/16"	47-1/4"	7.17
Cattail	EVP7CASTR	12"	1-1/5"	7/8"	5/16"	47-1/4"	7.17
Chamomile	EVP7CHSTR	12"	1-1/5"	7/8"	5/16"	47-1/4"	7.17
Foxglove	EVP7FOSTR	12"	1-1/5"	7/8"	5/16"	47-1/4"	7.17
Goldenrod	EVP7GOSTR	12"	1-1/5"	7/8"	5/16"	47-1/4"	7.17
Marigold	EVP7MASTR	12"	1-1/5"	7/8"	5/16"	47-1/4"	7.17
Orchid	EVP7ORSTR	12"	1-1/5"	7/8"	5/16"	47-1/4"	7.17
Papyrus	EVP7PPSTR	12"	1-1/5"	7/8"	5/16"	47-1/4"	7.17
Primrose	EVP7PRSTR	12"	1-1/5"	7/8"	5/16"	47-1/4"	7.17
Wisteria	EVP7WSSTR	12"	1-1/5"	7/8"	5/16"	47-1/4"	7.17
Zinnia	EVP7ZISTR	12"	1-1/5"	7/8"	5/16"	47-1/4"	7.17



The Riverstone RCV Collection features a 20 mil wear layer, 5.5 mm overall thickness, 100% virgin PVC construction, eco-friendly, low maintenance, long-lasting, waterproof, pet friendly option in vinyl flooring. Stunning Embossed-In-Register (EIR) wood aesthetics, a rich distinct color palette, true-to-life textures all combine to bring the look and feel of nature indoors. Riverstone represents both the luxury and craftsmanship you expect in a Rigid Core Vinyl (RCV) floor.



Amber Tide
SPC5AT7



Amethyst Cove
SPC5AC7



Citrine Oasis
SPC5CO7



Garnet Bay
SPC5GB7



Havana
SPC5HA7



Moonstone Creek
SPC5MC7



Navajo
SPC5NA7



Peridot Drift
SPC5PD7



Ruby Splash
SPC5RS7K



Sapphire Wave
SPC5SW7



Topaz Lagoon
SPC5TL7



Vista
SPC5VT7

FACT SHEET

Testing:		
Critical Radiant Flux	ASTM E648	Class I
Surface Flammability	DOC FF 1-70	Passed
Coefficient of Friction	ASTM 2047	Passed >0.6
Static Load Limit	ASTM F970	Exceeds 3000 lbs (No cushion)
STC Sound Testing*	ASTM E492	68
IIC Sound Testing*	ASTM E989	70
*Sound testing will vary depending upon floor/ceiling assembly		
Floor Score Certified		
Phthalate Free		
PVC	100% Virgin PVC	

Size & Packaging Per Colors				
Color	Size	Pcs. per Carton	Sq/ft per Carton	Ctns. per Pallet
Amber Tide	5.5mm x 7" x 60"	8 pcs (40.69 lbs)	23.32	65
Amethyst Cove	5.5mm x 7" x 48"	10 pcs (42.90 lbs)	23.37	60
Citrine Oasis	5.5mm x 7" x 60"	8 pcs (40.69 lbs)	23.32	65
Garnet Bay	5.5mm x 7" x 60"	8 pcs (40.69 lbs)	23.32	65
Havana	5.5mm x 7" x 60"	8 pcs (40.69 lbs)	23.32	60
Moonstone Creek	5.5mm x 7" x 48"	10 pcs (42.90 lbs)	23.37	60
Navajo	5.5mm x 7" x 60"	8 pcs (40.69 lbs)	23.32	60
Peridot Drift	5.5mm x 7" x 60"	8 pcs (40.69 lbs)	23.32	65
Ruby Splash	5.5mm x 7" x 60"	8 pcs (40.69 lbs)	23.32	60
Sapphire Wave	5.5mm x 7" x 60"	8 pcs (40.69 lbs)	23.32	65
Topaz Lagoon	5.5mm x 7" x 60"	8 pcs (40.69 lbs)	23.32	65
Vista	5.5mm x 7" x 60"	8 pcs (40.69 lbs)	23.32	60

Attached Cushion:
1.5mm EVA Backing

Installation:
Click Lock, Click Floating Floor
*(on, above, or below grade)

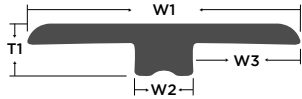
Edge Treatment:
Four-Side Painted Bevel

Wear Layer:
20 mil
Polyurethane
Embossed in Register

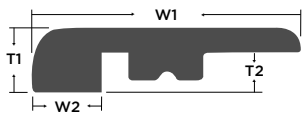
Warranties:
Lifetime Waterproof
Lifetime Residential Wear
15 Year Light Commercial Wear

*See full warranty at LWFFlooring.com





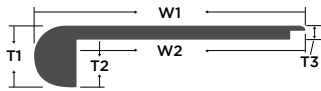
T-Molding							
Color	Item Code	W1	T1	W2	W3	Length	Weight
-	-	Width	Height	-	-	-	Lbs
Amber Tide	SPC5ATTM	1-3/4"	1/4"	3/8"	11/16"	92"	2.7
Amethyst Cove	SPC5ACTM	1-3/4"	1/4"	3/8"	11/16"	92"	2.7
Citrine Oasis	SPC5COTM	1-3/4"	1/4"	3/8"	11/16"	92"	2.7
Garnet Bay	SPC5GBTM	1-3/4"	1/4"	3/8"	11/16"	92"	2.7
Havana	SPC5HATM	1-3/4"	1/4"	3/8"	11/16"	92"	2.7
Moonstone Creek	SPC5MCTM	1-3/4"	1/4"	3/8"	11/16"	92"	2.7
Navajo	SPC5NATM	1-3/4"	1/4"	3/8"	11/16"	92"	2.7
Peridot Drift	SPC5PDTM	1-3/4"	1/4"	3/8"	11/16"	92"	2.7
Ruby Splash	SPC5RSTM	1-3/4"	1/4"	3/8"	11/16"	92"	2.7
Sapphire Wave	SPC5SWTM	1-3/4"	1/4"	3/8"	11/16"	92"	2.7
Topaz Lagoon	SPC5TLTM	1-3/4"	1/4"	3/8"	11/16"	92"	2.7
Vista	SPC5VTTM	1-3/4"	1/4"	3/8"	11/16"	92"	2.7



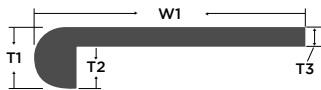
Threshold							
Color	Item Code	W1	T1	W2	T2	Length	Weight
-	-	Width	Height	-	-	-	Lbs
Amber Tide	SPC5ATTH	1-3/8"	1/4"	3/8"	3/16"	92"	2.7
Amethyst Cove	SPC5ACTH	1-3/8"	1/4"	3/8"	3/16"	92"	2.7
Citrine Oasis	SPC5COTH	1-3/8"	1/4"	3/8"	3/16"	92"	2.7
Garnet Bay	SPC5GBTH	1-3/8"	1/4"	3/8"	3/16"	92"	2.7
Havana	SPC5HATH	1-3/8"	1/4"	3/8"	3/16"	92"	2.7
Moonstone Creek	SPC5MCTH	1-3/8"	1/4"	3/8"	3/16"	92"	2.7
Navajo	SPC5NATH	1-3/8"	1/4"	3/8"	3/16"	92"	2.7
Peridot Drift	SPC5PDTH	1-3/8"	1/4"	3/8"	3/16"	92"	2.7
Ruby Splash	SPC5RSTH	1-3/8"	1/4"	3/8"	3/16"	92"	2.7
Sapphire Wave	SPC5SWTH	1-3/8"	1/4"	3/8"	3/16"	92"	2.7
Topaz Lagoon	SPC5TLTH	1-3/8"	1/4"	3/8"	3/16"	92"	2.7
Vista	SPC5VTTH	1-3/8"	1/4"	3/8"	3/16"	92"	2.7



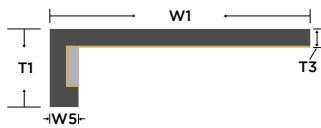
Reducer							
Color	Item Code	W1	T1	T2	Length	Weight	
-	-	Width	Height	-	-	Lbs	
Amber Tide	SPC5ATRD	1-3/4"	1/4"	3/16"	92"	2.7	
Amethyst Cove	SPC5ACRD	1-3/4"	1/4"	3/16"	92"	2.7	
Citrine Oasis	SPC5CORD	1-3/4"	1/4"	3/16"	92"	2.7	
Garnet Bay	SPC5GBRD	1-3/4"	1/4"	3/16"	92"	2.7	
Havana	SPC5HARD	1-3/4"	1/4"	3/16"	92"	2.7	
Moonstone Creek	SPC5MCRD	1-3/4"	1/4"	3/16"	92"	2.7	
Navajo	SPC5NARD	1-3/4"	1/4"	3/16"	92"	2.7	
Peridot Drift	SPC5PDRD	1-3/4"	1/4"	3/16"	92"	2.7	
Ruby Splash	SPC5RSRD	1-3/4"	1/4"	3/16"	92"	2.7	
Sapphire Wave	SPC5SWRD	1-3/4"	1/4"	3/16"	92"	2.7	
Topaz Lagoon	SPC5TLRD	1-3/4"	1/4"	3/16"	92"	2.7	
Vista	SPC5VTRD	1-3/4"	1/4"	3/16"	92"	2.7	


Flush Stairnose

Color	Item Code	W1 Width	W2	T1 Height	T2	T3	Length	Weight Lbs
Amber Tide	SPC5ATSNF	4-5/16"	3-13/16"	1"	13/16"	5.5mm	92"	5.5
Amethyst Cove	SPC5ACSNF	4-5/16"	3-13/16"	1"	13/16"	5.5mm	92"	5.5
Citrine Oasis	SPC5COSNF	4-5/16"	3-13/16"	1"	13/16"	5.5mm	92"	5.5
Garnet Bay	SPC5GBSNF	4-5/16"	3-13/16"	1"	13/16"	5.5mm	92"	5.5
Havana	SPC5HASNF	4-5/16"	3-13/16"	1"	13/16"	5.5mm	92"	5.5
Moonstone Creek	SPC5MCSNF	4-5/16"	3-13/16"	1"	13/16"	5.5mm	92"	5.5
Navajo	SPC5NASNF	4-5/16"	3-13/16"	1"	13/16"	5.5mm	92"	5.5
Peridot Drift	SPC5PDSNF	4-5/16"	3-13/16"	1"	13/16"	5.5mm	92"	5.5
Ruby Splash	SPC5RSSNF	4-5/16"	3-13/16"	1"	13/16"	5.5mm	92"	5.5
Sapphire Wave	SPC5SWSNF	4-5/16"	3-13/16"	1"	13/16"	5.5mm	92"	5.5
Topaz Lagoon	SPC5TLSNF	4-5/16"	3-13/16"	1"	13/16"	5.5mm	92"	5.5
Vista	SPC5VTSNF	4-5/16"	3-13/16"	1"	13/16"	5.5mm	92"	5.5


Stair Tread Round Nose

Color	Item Code	W1 Width	T1 Height	T2	T3	Length	Weight Lbs
Amber Tide	SPC5ATSTR	12"	1-1/5"	7/8"	5/16"	47-1/4"	12.5
Amethyst Cove	SPC5ACSTR	12"	1-1/5"	7/8"	5/16"	47-1/4"	12.5
Citrine Oasis	SPC5COSTR	12"	1-1/5"	7/8"	5/16"	47-1/4"	12.5
Garnet Bay	SPC5GBSTR	12"	1-1/5"	7/8"	5/16"	47-1/4"	12.5
Havana	SPC5HASTR	12"	1-1/5"	7/8"	5/16"	47-1/4"	12.5
Moonstone Creek	SPC5MCSTR	12"	1-1/5"	7/8"	5/16"	47-1/4"	12.5
Navajo	SPC5NASTR	12"	1-1/5"	7/8"	5/16"	47-1/4"	12.5
Peridot Drift	SPC5PDSTR	12"	1-1/5"	7/8"	5/16"	47-1/4"	12.5
Ruby Splash	SPC5RSSTR	12"	1-1/5"	7/8"	5/16"	47-1/4"	12.5
Sapphire Wave	SPC5SWSTR	12"	1-1/5"	7/8"	5/16"	47-1/4"	12.5
Topaz Lagoon	SPC5TLSTR	12"	1-1/5"	7/8"	5/16"	47-1/4"	12.5
Vista	SPC5VTSTR	12"	1-1/5"	7/8"	5/16"	47-1/4"	12.5


Stair Tread Square Nose

Color	Item Code	W1 Width	T1 Height	W5	T3	Length	Weight Lbs
Amethyst Cove	SPC5ACST	11-13/16"	1-1/2"	1/2"	1/4"	48"	12.5
Garnet Bay	SPC5GBST	11-13/16"	1-1/2"	1/2"	1/4"	48"	12.5
Moonstone Creek	SPC5MCST	11-13/16"	1-1/2"	1/2"	1/4"	48"	12.5
Peridot Drift	SPC5PDST	11-13/16"	1-1/2"	1/2"	1/4"	48"	12.5
Ruby Splash	SPC5RSST	11-13/16"	1-1/2"	1/2"	1/4"	48"	12.5
Sapphire Wave	SPC5SWST	11-13/16"	1-1/2"	1/2"	1/4"	48"	12.5



The Lakeview RCV Collection gives you everything you need in real hardwood looks and natural colors all with the durability and performance of a true rigid core vinyl floor. Featuring a 20 mil wear layer, the latest in sought-after hardwood visuals and designer style colors, this Embossed RCV is waterproof, pet friendly, low maintenance, FloorScore Certified, and sensible all while continuing to bring the look and feel of timeless hardwood to any space in your home.



Bayfield
SPC4BA7



Breaux Bridge
SPC4BB7



Champlain
SPC4CP7



Hartwell
SPC4HA7



Lochloosa
SPC4LL7



Mackinac Island
SPC4MI7



Marble Falls
SPC4MF7



Sandpoint
SPC4SP7



Victoria
SPC4VI7



Yellowstone
SPC4YS7

FACT SHEET

Testing:		
Critical Radiant Flux	ASTM E648	Class I
Surface Flammability	DOC FF 1-70	Passed
Coefficient of Friction	ASTM 2047	Passed >0.6
Static Load Limit	ASTM F970	Exceeds 3000 lbs (No cushion)
STC Sound Testing*	ASTM E492	71
IIC Sound Testing*	ASTM E989	71
*Sound testing will vary depending upon floor/ceiling assembly		
Floor Score Certified		
Phthalate Free		
PVC	100% Virgin PVC	

Size:
5.0 mm x 7" x 48" Nominal

Wear Layer:
20 mil/ Embossed
Polyurethane

Edge Treatment:
Four-Side Micro Bevel

Packaging:
10 pcs per carton (39.68 lbs)
23.67 SF per carton
60 cartons per pallet

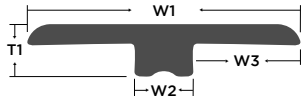
Warranties:
Lifetime Waterproof
Lifetime Residential Wear
15 Year Light Commercial Wear

*See full warranty at LWFlooring.com

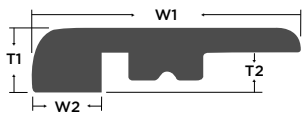
Installation:
Click Lock, Click Floating Floor
*(on, above, or below grade)

Attached Cushion:
1.0 mm EVA Cushion




T-Molding

Color	Item Code	W1 Width	T1 Height	W2	W3	Length	Weight Lbs
Bayfield	SPC4BATM	1-3/4"	3/8"	3/8"	11/16"	92"	2.7
Breaux Bridge	SPC4BBTM	1-3/4"	3/8"	3/8"	11/16"	92"	2.7
Champlain	SPC4CPTM	1-3/4"	3/8"	3/8"	11/16"	92"	2.7
Hartwell	SPC4HATM	1-3/4"	3/8"	3/8"	11/16"	92"	2.7
Lochloosa	SPC4LLTM	1-3/4"	3/8"	3/8"	11/16"	92"	2.7
Mackinac Island	SPC4MITM	1-3/4"	3/8"	3/8"	11/16"	92"	2.7
Marble Falls	SPC4MFTM	1-3/4"	3/8"	3/8"	11/16"	92"	2.7
Sandpoint	SPC4SPTM	1-3/4"	3/8"	3/8"	11/16"	92"	2.7
Victoria	SPC4VITM	1-3/4"	3/8"	3/8"	11/16"	92"	2.7
Yellowstone	SPC4YSTM	1-3/4"	3/8"	3/8"	11/16"	92"	2.7


Threshold

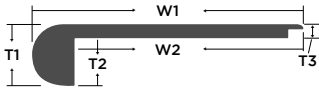
Color	Item Code	W1 Width	T1 Height	W2	T2	Length	Weight Lbs
Bayfield	SPC4BATH	1-3/8"	3/8"	3/8"	3/16"	92"	2.7
Breaux Bridge	SPC4BBTH	1-3/8"	3/8"	3/8"	3/16"	92"	2.7
Champlain	SPC4CPTH	1-3/8"	3/8"	3/8"	3/16"	92"	2.7
Hartwell	SPC4HATH	1-3/8"	3/8"	3/8"	3/16"	92"	2.7
Lochloosa	SPC4LLTH	1-3/8"	3/8"	3/8"	3/16"	92"	2.7
Mackinac Island	SPC4MITH	1-3/8"	3/8"	3/8"	3/16"	92"	2.7
Marble Falls	SPC4MFTH	1-3/8"	3/8"	3/8"	3/16"	92"	2.7
Sandpoint	SPC4SPTH	1-3/8"	3/8"	3/8"	3/16"	92"	2.7
Victoria	SPC4VITH	1-3/8"	3/8"	3/8"	3/16"	92"	2.7
Yellowstone	SPC4YSTH	1-3/8"	3/8"	3/8"	3/16"	92"	2.7


Reducer


Color	Item Code	W1 Width	T1 Height	T2	Length	Weight Lbs
Bayfield	SPC4BARD	1-3/4"	3/8"	3/16"	92"	2.7
Breaux Bridge	SPC4BBRD	1-3/4"	3/8"	3/16"	92"	2.7
Champlain	SPC4CPRD	1-3/4"	3/8"	3/16"	92"	2.7
Hartwell	SPC4HARD	1-3/4"	3/8"	3/16"	92"	2.7
Lochloosa	SPC4LLRD	1-3/4"	3/8"	3/16"	92"	2.7
Mackinac Island	SPC4MIRD	1-3/4"	3/8"	3/16"	92"	2.7
Marble Falls	SPC4MFRD	1-3/4"	3/8"	3/16"	92"	2.7
Sandpoint	SPC4SPRD	1-3/4"	3/8"	3/16"	92"	2.7
Victoria	SPC4VIRD	1-3/4"	3/8"	3/16"	92"	2.7
Yellowstone	SPC4YSRD	1-3/4"	3/8"	3/16"	92"	2.7

Flush Stairnose

Color	Item Code	W1 Width	W2	T1 Height	T2	T3	Length	Weight Lbs
Bayfield	SPC4BASN	4-5/16"	3-13/16"	1"	13/16"	5mm	92"	5.5
Breaux Bridge	SPC4BBSN	4-5/16"	3-13/16"	1"	13/16"	5mm	92"	5.5
Champlain	SPC4CPSN	4-5/16"	3-13/16"	1"	13/16"	5mm	92"	5.5
Hartwell	SPC4HASN	4-5/16"	3-13/16"	1"	13/16"	5mm	92"	5.5
Lochloosa	SPC4LLSN	4-5/16"	3-13/16"	1"	13/16"	5mm	92"	5.5
Mackinac Island	SPC4MISN	4-5/16"	3-13/16"	1"	13/16"	5mm	92"	5.5
Marble Falls	SPC4MFSN	4-5/16"	3-13/16"	1"	13/16"	5mm	92"	5.5
Sandpoint	SPC4SPSN	4-5/16"	3-13/16"	1"	13/16"	5mm	92"	5.5
Victoria	SPC4VISN	4-5/16"	3-13/16"	1"	13/16"	5mm	92"	5.5
Yellowstone	SPC4YSSN	4-5/16"	3-13/16"	1"	13/16"	5mm	92"	5.5


Stair Tread Round Nose

Color	Item Code	W1 Width	T1 Height	T2	T3	Length	Weight Lbs
Bayfield	SPC4BASTR	12"	1-1/5"	7/8"	5/16"	47-1/4"	7.17
Breaux Bridge	SPC4BBSTR	12"	1-1/5"	7/8"	5/16"	47-1/4"	7.17
Champlain	SPC4CPSTR	12"	1-1/5"	7/8"	5/16"	47-1/4"	7.17
Hartwell	SPC4HASTR	12"	1-1/5"	7/8"	5/16"	47-1/4"	7.17
Lochloosa	SPC4LLSTR	12"	1-1/5"	7/8"	5/16"	47-1/4"	7.17
Mackinac Island	SPC4MISTR	12"	1-1/5"	7/8"	5/16"	47-1/4"	7.17
Marble Falls	SPC4MFSTR	12"	1-1/5"	7/8"	5/16"	47-1/4"	7.17
Sandpoint	SPC4SPSTR	12"	1-1/5"	7/8"	5/16"	47-1/4"	7.17
Victoria	SPC4VISTR	12"	1-1/5"	7/8"	5/16"	47-1/4"	7.17
Yellowstone	SPC4YSSTR	12"	1-1/5"	7/8"	5/16"	47-1/4"	7.17





Our fully waterproof loose-lay LVP flooring is as durable as it is beautiful. Utilizing a 20 mil Embossed “Tough as Nails” wearlayer, this easy to install flooring option is perfect for all projects. From the boardroom to the mudroom, the Shires Collection is everything you need in loose-lay LVP.



Durham
SC5DU9D



Essex
SC5ES9D



Hampshire
SC5HA9D



Kent
SC5KE9D



Manchester
SC5MA9D



Oxford
SC5OX9D



Suffolk
SC5SU9D



Wiltshire
SC5WI9D

FACT SHEET

Testing:		
Formaldehyde Rating	EN717-1 (California Sec. 01350)	Class E1 (Passed)
Total VOC	California Sec. 01350	Passed (A+)
Fire Rating	Bf1-S1	Passed
Static Load Limit	ASTM F970-07	250 lbf .048mm
Heat Resistance	ASTM F1514-03	0.8
Floor Score Certified		
Phthalate Free		
Fiberglass Enhanced Core		

Size:
5mm x 9" x 60"

Edge Treatment:
Square Edge

Wear Layer:
20 mil
Polyurethane
Embossed

Packaging:
8 pcs per carton (58.13 lbs)
30.04 SF per carton
56 cartons per pallet

Packaging: (Wiltshire)
6 pcs per carton (42.05 lbs)
22.41 SF per carton
52 cartons per pallet

Warranties:
Lifetime Residential
15 Year Commercial

*See full warranty at LW Flooring.com

Installation:
Loose Lay / Glue Down
*(on, above, or below grade)

Color Variation
Medium

Light Sensitivity
Low





The Metro Luxe Collection combines refined hardwood visuals with durable, water-resistant capabilities on expansive 9”x 60” glue-down planks, balancing urban style with upscale appeal for the ultimate statement in contemporary design.



Astoria
ML2AS9



Broadway
ML2BR9




Gramercy Park
ML2GP9



Staten Island
ML2SI9



Times Square
ML2TS9



West Village
ML2WV9



FACT SHEET

Testing:		
IIC Sound Testing*		56
Fire Rating (European Fire Classification)		Class Bfl-S1
Wear Resistance (Rotations)	(EN 649:2011)	1.6 mm ³ /100 revolutions
NALFA Castor Chair (25000 Cycles)		PASS
Peel Resistance (ENISO 24324:2012)	Longitudinal Direction: 95n/50mm	Cross Direction: 90n/50mm
Resistance to Heat (ASTMF1514-03)		ΔE*ab: 0.8
*Sound testing will vary depending upon floor/ceiling assembly		
Floor Score Certified		
Phthalate Free		

Size:
2.5mm x 9" x 60"

Packaging:
12 pcs per carton (39.07 lbs)
44.88 SF per carton
56 cartons per pallet

Installation:
Glue Down, Dryback

Wear Layer:
20 mil

Architect Folder
S-MLUAFD

Edge Treatment:
Micro Bevel

Warranties:
Lifetime Residential Warranty
25 Year Commercial

Finish
Polyurethane

*See full warranty at LW Flooring.com





Modern style meets classic charm with the Uptown Avenue Collection - Featuring realistic hardwood aesthetics on fully water-resistant, 9" x 60" glue-down planks, designed to deliver lasting performance underfoot.



Burlington
UA2BU9



Dover
UA2DO9



Medford Park
UA2ME9



Nantucket
UA2NA9



Quincy
UA2QU9



Weston
UA2WE9



FACT SHEET

Testing:		
IIC Sound Testing*		56
Fire Rating (European Fire Classification)		Class Bfl-S1
Wear Resistance (Rotations)	(EN 649:2011)	1.6 mm ³ /100 revolutions
NALFA Castor Chair (25000 Cycles)		PASS
Peel Resistance (ENISO 24324:2012)	Longitudinal Direction: 95n/50mm	Cross Direction: 90n/50mm
Resistance to Heat (ASTMF1514-03)		ΔE*ab: 0.8
*Sound testing will vary depending upon floor/ceiling assembly		
Floor Score Certified		
Phthalate Free		

Size:
2mm x 9" x 60"

Packaging:
15 pcs per carton (39.07 lbs)
56.10 SF per carton
56 cartons per pallet

Installation:
Glue Down, Dryback

Wear Layer:
12 mil

Architect Folder
S-MLUAFD

Edge Treatment:
Micro Bevel

Warranties:
Lifetime Residential Warranty
25 Year Light Commercial

Finish
Polyurethane

*See full warranty at LWFlooring.com





The Township Collection features a fully waterproof vinyl glue down plank that is designed for both residential and multifamily usage. A high impact, registered, and embossed wear layer protects this beautiful wood visual line for years to come.



Georgetown
TS2GE7



Hudson
TS2HU7



Rockport
TS2RO7



Springdale
TS2SP7



Nashville
TS2NA7



Seattle
TS2SE7

FACT SHEET

Testing:		
Critical Radiant Flux	ASTM E648	Class I
Surface Flammability	DOC FF 1-70	Passed
Coefficient of Friction	ASTM 2047	Passed >0.6
Static Load Limit	ASTM F970	1300 lbs
STC Sound Testing*	ASTM E90/E413	52
IIC Sound Testing*	ASTM E492/E989	50
*Sound testing will vary depending upon floor/ceiling assembly		
Floor Score Certified		
Phthalate Free		
PVC	100% Virgin PVC	

Size:
2mm x 7.25" x 48" Nominal

Wear Layer:
8 mil/ Embossed
Poly Urethane UV Matte

Edge Treatment:
No Bevel- Square

Packaging:
24 pcs per carton (46 lbs)
58.05 SF per carton
55 cartons per pallet

Warranties:
20 Year Waterproof
20 Year Residential Wear
10 Year Light Commercial Wear

*See full warranty at LWFlooring.com

Installation:
Full Spread Adhesive

StrapSet Sample SKU's Only
S-TS2x4
S-TS2x6

Product Classification:
ASTM F1700 Class III, Type B





W
FLOORING

floor
score
CERTIFIED BY
SCS Global Services



Whitney

The Montclair Collection pairs innovative waterproof technology with stunning embossed in register features on 14mm-thick planks to offer a seamless balance of beauty, strength and long-term confidence underfoot.



Alps
LMO14AL9



Denali
LMO14DE9



Everest
LMO14EV9



Himalayas
LMO14HI9



Mont Blanc
LMO14MB9



Olympus
LMO14OL9



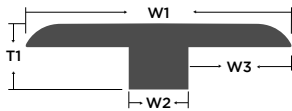
Rainier
LMO14RA9



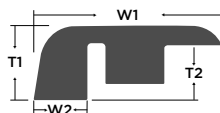
Whitney
LMO14WH9

FACT SHEET

Size: 14mm x 9-3/8" x 72"	Color Variation: Low	Installation: Click Lock, Click Floating Floor *(on, above, or below grade)
Light Sensitivity: Low	Wear Layer: AC4 Aluminum Oxide Embossed in Register	Edge Treatment: Painted Beveled
Milling: Tongue and Groove	Packaging: 23.45 SF per carton 1125.60 SF per pallet 48 cartons per pallet	Certification: Floorscore
Attached Cushion EVA Pad		Warranties: Lifetime Residential Warranty 10 Year Light Commercial *See full warranty at LWFlooring.com
IIC Sound Testing 55		

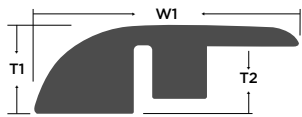


T-Molding							
Color	Item Code	W1 Width	T1 Height	W2	W3	Length	Weight Lbs
Alps	LMO14ALTM	1-3/4"	1/2"	3/8"	11/16"	92"	1.39
Denali	LMO14DETM	1-3/4"	1/2"	3/8"	11/16"	92"	1.39
Everest	LMO14EVTM	1-3/4"	1/2"	3/8"	11/16"	92"	1.39
Himalayas	LMO14HITM	1-3/4"	1/2"	3/8"	11/16"	92"	1.39
Mont Blanc	LMO14MBTM	1-3/4"	1/2"	3/8"	11/16"	92"	1.39
Olympus	LMO14OLTM	1-3/4"	1/2"	3/8"	11/16"	92"	1.39
Rainier	LMO14RATM	1-3/4"	1/2"	3/8"	11/16"	92"	1.39
Whitney	LMO14WHTM	1-3/4"	1/2"	3/8"	11/16"	92"	1.39



Threshold							
Color	Item Code	W1 Width	T1 Height	W2	T2	Length	Weight Lbs
Alps	LMO14ALTH	1-3/8"	11/16"	3/8"	1/2"	92"	1.59
Denali	LMO14DETH	1-3/8"	11/16"	3/8"	1/2"	92"	1.59
Everest	LMO14EVTH	1-3/8"	11/16"	3/8"	1/2"	92"	1.59
Himalayas	LMO14HITH	1-3/8"	11/16"	3/8"	1/2"	92"	1.59
Mont Blanc	LMO14MBTH	1-3/8"	11/16"	3/8"	1/2"	92"	1.59
Olympus	LMO14OLTH	1-3/8"	11/16"	3/8"	1/2"	92"	1.59
Rainier	LMO14RATH	1-3/8"	11/16"	3/8"	1/2"	92"	1.59
Whitney	LMO14WHTH	1-3/8"	11/16"	3/8"	1/2"	92"	1.59





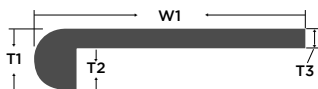
Reducer						
Color	Item Code	W1	T1	T2	Length	Weight
-	-	Width	Height	-	-	Lbs
Alps	LMO14ALRD	1-3/4"	11/16"	1/2"	92"	1.76
Denali	LMO14DERD	1-3/4"	11/16"	1/2"	92"	1.76
Everest	LMO14EVRD	1-3/4"	11/16"	1/2"	92"	1.76
Himalayas	LMO14HIRD	1-3/4"	11/16"	1/2"	92"	1.76
Mont Blanc	LMO14MBRD	1-3/4"	11/16"	1/2"	92"	1.76
Olympus	LMO14OLRD	1-3/4"	11/16"	1/2"	92"	1.76
Rainier	LMO14RARD	1-3/4"	11/16"	1/2"	92"	1.76
Whitney	LMO14WHRD	1-3/4"	11/16"	1/2"	92"	1.76



Flush Stairnose								
Color	Item Code	W1	W2	T1	T2	T3	Length	Weight
-	-	Width	-	Height	-	-	-	Lbs
Alps	LMO14ALSNO	4-1/3"	3-3/4"	1-1/8"	9/16"	14mm	92"	5.7
Denali	LMO14DESN	4-1/3"	3-3/4"	1-1/8"	9/16"	14mm	92"	5.7
Everest	LMO14EVSNO	4-1/3"	3-3/4"	1-1/8"	9/16"	14mm	92"	5.7
Himalayas	LMO14HISNO	4-1/3"	3-3/4"	1-1/8"	9/16"	14mm	92"	5.7
Mont Blanc	LMO14MBSNO	4-1/3"	3-3/4"	1-1/8"	9/16"	14mm	92"	5.7
Olympus	LMO14OLSNO	4-1/3"	3-3/4"	1-1/8"	9/16"	14mm	92"	5.7
Rainier	LMO14RASNO	4-1/3"	3-3/4"	1-1/8"	9/16"	14mm	92"	5.7
Whitney	LMO14WHSNO	4-1/3"	3-3/4"	1-1/8"	9/16"	14mm	92"	5.7



Overlap Stairnose						
Color	Item Code	W1	T1	T3	Length	Weight
-	-	Width	Height	-	-	Lbs
Alps	LMO14ALSNO	2-5/32"	1"	11/16"	92"	5.7
Denali	LMO14DESNO	2-5/32"	1"	11/16"	92"	5.7
Everest	LMO14EVSNO	2-5/32"	1"	11/16"	92"	5.7
Himalayas	LMO14HISNO	2-5/32"	1"	11/16"	92"	5.7
Mont Blanc	LMO14MBSNO	2-5/32"	1"	11/16"	92"	5.7
Olympus	LMO14OLSNO	2-5/32"	1"	11/16"	92"	5.7
Rainier	LMO14RASNO	2-5/32"	1"	11/16"	92"	5.7
Whitney	LMO14WHSNO	2-5/32"	1"	11/16"	92"	5.7



Stair Tread Round Nose							
Color	Item Code	W1	T1	T2	T3	Length	Weight
-	-	Width	Height	-	-	-	Lbs
Alps	LMO14ALSTR	11-13/16"	1-1/16"	9/16"	1/2"	47-1/4"	11.81
Denali	LMO14DESTR	11-13/16"	1-1/16"	9/16"	1/2"	47-1/4"	11.81
Everest	LMO14EVSTR	11-13/16"	1-1/16"	9/16"	1/2"	47-1/4"	11.81
Himalayas	LMO14HISTR	11-13/16"	1-1/16"	9/16"	1/2"	47-1/4"	11.81
Mont Blanc	LMO14MBSTR	11-13/16"	1-1/16"	9/16"	1/2"	47-1/4"	11.81
Olympus	LMO14OLSTR	11-13/16"	1-1/16"	9/16"	1/2"	47-1/4"	11.81
Rainier	LMO14RASTR	11-13/16"	1-1/16"	9/16"	1/2"	47-1/4"	11.81
Whitney	LMO14WHSTR	11-13/16"	1-1/16"	9/16"	1/2"	47-1/4"	11.81



LW Flooring is proud to introduce Odyssey, a truly 100% waterproof click lock/floating laminate floor. This collection has unmatched durability and uncompromised wood look visuals.



Avalon
LOD12AL7



Calypso
LOD12CA7



Contessa
LOD12CO7



Expedition
LOD12EX7



Mariposa
LOD12MA7



Nautilus
LOD12NA7



Osprey
LOD12OS7



Resplendent
LOD12RE7



Serendipity
LOD12SE7



Wanderlust
LOD12WA7



Windsor
LOD12WI7



Zodiac
LOD12ZO7

FACT SHEET

Testing:		
Thickness Swell	NALFA 3.2	Class 4
Xenon Light Resistance	NALFA 3.3	Class 4
Cleanability/Stain Resistance	NALFA 3.4	Class 4
Floor Score Certified		

Size:
12.0 mm x 7-2/3" x 59-3/4"

Abrasion Classification:
Melamine with Aluminum Oxide

Wear Layer:
AC4
Aluminum Oxide
Embossed in Register

Packaging:
6 pcs per carton (42.33 lbs)
19.08 SF per carton
60 cartons per pallet

Warranties:
Lifetime Residential Wear
Lifetime Residential Stain & Fade
15 Year Light Commercial Wear
*See full warranty at LWFlooring.com

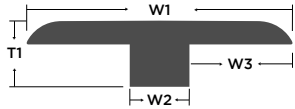
Attached Cushion:
2.0 mm EVA Cushion

Surface Effect:
Embossed in Register

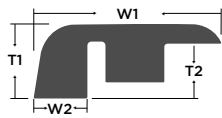
Installation:
Click Lock, Click Floating Floor
*(on, above, or below grade)

Edge Treatment:
Four-Sided Painted Enhanced Bevel

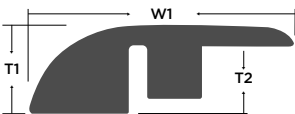



T-Molding

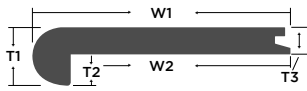
Color	Item Code	W1 Width	T1 Height	W2	W3	Length	Weight Lbs
Avalon	LOD12ALTM	1-3/4"	15/32"	3/8"	11/16"	92"	1.39
Calypso	LOD12CATM	1-3/4"	15/32"	3/8"	11/16"	92"	1.39
Contessa	LOD12COTM	1-3/4"	15/32"	3/8"	11/16"	92"	1.39
Expedition	LOD12EXTM	1-3/4"	15/32"	3/8"	11/16"	92"	1.39
Mariposa	LOD12MATM	1-3/4"	15/32"	3/8"	11/16"	92"	1.39
Nautilus	LOD12NATM	1-3/4"	15/32"	3/8"	11/16"	92"	1.39
Osprey	LOD12OSTM	1-3/4"	15/32"	3/8"	11/16"	92"	1.39
Resplendent	LOD12RETM	1-3/4"	15/32"	3/8"	11/16"	92"	1.39
Serendipity	LOD12SETM	1-3/4"	15/32"	3/8"	11/16"	92"	1.39
Wanderlust	LOD12WATM	1-3/4"	15/32"	3/8"	11/16"	92"	1.39
Windsor	LOD12WITM	1-3/4"	15/32"	3/8"	11/16"	92"	1.39
Zodiac	LOD12ZOTM	1-3/4"	15/32"	3/8"	11/16"	92"	1.39


Threshold


Color	Item Code	W1 Width	T1 Height	W2	T2	Length	Weight Lbs
Avalon	LOD12ALTH	1-3/8"	19/32"	3/8"	1/2"	92"	1.59
Calypso	LOD12CATH	1-3/8"	19/32"	3/8"	1/2"	92"	1.59
Contessa	LOD12COTH	1-3/8"	19/32"	3/8"	1/2"	92"	1.59
Expedition	LOD12EXTH	1-3/8"	19/32"	3/8"	1/2"	92"	1.59
Mariposa	LOD12MATH	1-3/8"	19/32"	3/8"	1/2"	92"	1.59
Nautilus	LOD12NATH	1-3/8"	19/32"	3/8"	1/2"	92"	1.59
Osprey	LOD12OSTH	1-3/8"	19/32"	3/8"	1/2"	92"	1.59
Resplendent	LOD12RETH	1-3/8"	19/32"	3/8"	1/2"	92"	1.59
Serendipity	LOD12SETH	1-3/8"	19/32"	3/8"	1/2"	92"	1.59
Wanderlust	LOD12WATH	1-3/8"	19/32"	3/8"	1/2"	92"	1.59
Windsor	LOD12WITH	1-3/8"	19/32"	3/8"	1/2"	92"	1.59
Zodiac	LOD12ZOTH	1-3/8"	19/32"	3/8"	1/2"	92"	1.59


Reducer

Color	Item Code	W1 Width	T1 Height	T2	Length	Weight Lbs
Avalon	LOD12ALRD	1-3/4"	19/32"	1/2"	92"	1.76
Calypso	LOD12CARD	1-3/4"	19/32"	1/2"	92"	1.76
Contessa	LOD12CORD	1-3/4"	19/32"	1/2"	92"	1.76
Expedition	LOD12EXRD	1-3/4"	19/32"	1/2"	92"	1.76
Mariposa	LOD12MARD	1-3/4"	19/32"	1/2"	92"	1.76
Nautilus	LOD12NARD	1-3/4"	19/32"	1/2"	92"	1.76
Osprey	LOD12OSRD	1-3/4"	19/32"	1/2"	92"	1.76
Resplendent	LOD12RERD	1-3/4"	19/32"	1/2"	92"	1.76
Serendipity	LOD12SERD	1-3/4"	19/32"	1/2"	92"	1.76
Wanderlust	LOD12WARD	1-3/4"	19/32"	1/2"	92"	1.76
Windsor	LOD12WIRD	1-3/4"	19/32"	1/2"	92"	1.76
Zodiac	LOD12ZORD	1-3/4"	19/32"	1/2"	92"	1.76




Flush Stairnose									
Color	Item Code	W1	W2	T1	T2	T3	Length	Weight	
-	-	Width	-	Height	-	-	-	-	Lbs
Avalon	LOD12ALSN	4-5/16"	3-13/16"	15/16"	7/16"	12mm	92"	5.7	
Calypso	LOD12CASN	4-5/16"	3-13/16"	15/16"	7/16"	12mm	92"	5.7	
Contessa	LOD12COSN	4-5/16"	3-13/16"	15/16"	7/16"	12mm	92"	5.7	
Expedition	LOD12EXSN	4-5/16"	3-13/16"	15/16"	7/16"	12mm	92"	5.7	
Mariposa	LOD12MASN	4-5/16"	3-13/16"	15/16"	7/16"	12mm	92"	5.7	
Nautilus	LOD12NASN	4-5/16"	3-13/16"	15/16"	7/16"	12mm	92"	5.7	
Osprey	LOD12OSSN	4-5/16"	3-13/16"	15/16"	7/16"	12mm	92"	5.7	
Resplendent	LOD12RESN	4-5/16"	3-13/16"	15/16"	7/16"	12mm	92"	5.7	
Serendipity	LOD12SESN	4-5/16"	3-13/16"	15/16"	7/16"	12mm	92"	5.7	
Wanderlust	LOD12WASN	4-5/16"	3-13/16"	15/16"	7/16"	12mm	92"	5.7	
Windsor	LOD12WISN	4-5/16"	3-13/16"	15/16"	7/16"	12mm	92"	5.7	
Zodiac	LOD12ZOSN	4-5/16"	3-13/16"	15/16"	7/16"	12mm	92"	5.7	



Stair Tread Round Nose								
Color	Item Code	W1	T1	T2	T3	Length	Weight	
-	-	Width	Height	-	-	-	-	Lbs
Avalon	LOD12ALSTR	11-13/16"	1-1/16"	9/16"	1/2"	47-1/4"	11.81	
Calypso	LOD12CASTR	11-13/16"	1-1/16"	9/16"	1/2"	47-1/4"	11.81	
Contessa	LOD12COSTR	11-13/16"	1-1/16"	9/16"	1/2"	47-1/4"	11.81	
Expedition	LOD12EXSTR	11-13/16"	1-1/16"	9/16"	1/2"	47-1/4"	11.81	
Mariposa	LOD12MASTR	11-13/16"	1-1/16"	9/16"	1/2"	47-1/4"	11.81	
Nautilus	LOD12NASTR	11-13/16"	1-1/16"	9/16"	1/2"	47-1/4"	11.81	
Osprey	LOD12OSSTR	11-13/16"	1-1/16"	9/16"	1/2"	47-1/4"	11.81	
Resplendent	LOD12RESTR	11-13/16"	1-1/16"	9/16"	1/2"	47-1/4"	11.81	
Serendipity	LOD12SESTR	11-13/16"	1-1/16"	9/16"	1/2"	47-1/4"	11.81	
Wanderlust	LOD12WASTR	11-13/16"	1-1/16"	9/16"	1/2"	47-1/4"	11.81	
Windsor	LOD12WISTR	11-13/16"	1-1/16"	9/16"	1/2"	47-1/4"	11.81	
Zodiac	LOD12ZOSTR	11-13/16"	1-1/16"	9/16"	1/2"	47-1/4"	11.81	



The Cascades Collection boasts exceptional durability, complete waterproof protection and a timeless, worry-free style for any room in your home.



Abbot
LCA10AB7



Bowstring
LCA10BO7



Emory
LCA10EM7



Idlewild
LCA10ID7



Lafayette
LCA10LA7



Northshore
LCA10NO7



Pemberton
LCA10PE7



Rainwater
LCA10RA7

FACT SHEET

Size:

10mm x 7-2/3" x 59-1/2"

Color Variation:

Low

Installation:

Click Lock, Click Floating Floor
*(on, above, or below grade)

Light Sensitivity:

Low

IIC Sound Testing

61

Edge Treatment:

Painted Beveled

Milling:

Tongue and Groove

Wear Layer:

AC4
Aluminum Oxide
Embossed in Register

Certification:

Lacey Act & Carb II Compliant

Attached Cushion

IXPE Pad

Packaging:

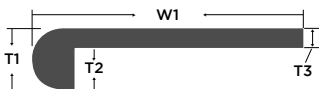
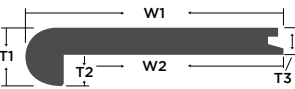
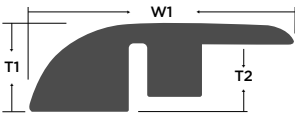
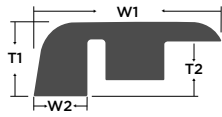
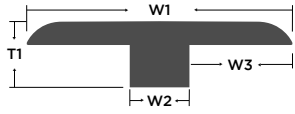
25.35 SF per carton
1521 SF per pallet
60 cartons per pallet

Warranties:

Lifetime Residential Warranty
10 Year Light Commercial

*See full warranty at LWFlooring.com





T-Molding

Color	Item Code	W1 Width	T1 Height	W2	W3	Length	Weight Lbs
Abbott	LCA10ABTM	1-3/4"	1/2"	3/8"	11/16"	92"	1.39
Bowstring	LCA10BOTM	1-3/4"	1/2"	3/8"	11/16"	92"	1.39
Emory	LCA10EMTM	1-3/4"	1/2"	3/8"	11/16"	92"	1.39
Idlewild	LCA10IDTM	1-3/4"	1/2"	3/8"	11/16"	92"	1.39
Lafayette	LCA10LATM	1-3/4"	1/2"	3/8"	11/16"	92"	1.39
Northshore	LCA10NOTM	1-3/4"	1/2"	3/8"	11/16"	92"	1.39
Pemberton	LCA10PETM	1-3/4"	1/2"	3/8"	11/16"	92"	1.39
Rainwater	LCA10RATM	1-3/4"	1/2"	3/8"	11/16"	92"	1.39

Threshold

Color	Item Code	W1 Width	T1 Height	W2	T2	Length	Weight Lbs
Abbott	LCA10ABTH	1-3/8"	1/2"	3/8"	1/2"	92"	1.59
Bowstring	LCA10BOTH	1-3/8"	1/2"	3/8"	1/2"	92"	1.59
Emory	LCA10EMTH	1-3/8"	1/2"	3/8"	1/2"	92"	1.59
Idlewild	LCA10IDTH	1-3/8"	1/2"	3/8"	1/2"	92"	1.59
Lafayette	LCA10LATH	1-3/8"	1/2"	3/8"	1/2"	92"	1.59
Northshore	LCA10NOTH	1-3/8"	1/2"	3/8"	1/2"	92"	1.59
Pemberton	LCA10PETH	1-3/8"	1/2"	3/8"	1/2"	92"	1.59
Rainwater	LCA10RATH	1-3/8"	1/2"	3/8"	1/2"	92"	1.59

Reducer

Color	Item Code	W1 Width	T1 Height	T2	Length	Weight Lbs
Abbott	LCA10ABRD	1-3/4"	19/32"	1/2"	92"	1.76
Bowstring	LCA10BORD	1-3/4"	19/32"	1/2"	92"	1.76
Emory	LCA10EMRD	1-3/4"	19/32"	1/2"	92"	1.76
Idlewild	LCA10IDRD	1-3/4"	19/32"	1/2"	92"	1.76
Lafayette	LCA10LARD	1-3/4"	19/32"	1/2"	92"	1.76
Northshore	LCA10NORD	1-3/4"	19/32"	1/2"	92"	1.76
Pemberton	LCA10PERD	1-3/4"	19/32"	1/2"	92"	1.76
Rainwater	LCA10RARD	1-3/4"	19/32"	1/2"	92"	1.76

Flush Stairnose

Color	Item Code	W1 Width	W2	T1 Height	T2	T3	Length	Weight Lbs
Abbott	LCA10ABSN	4-5/16"	3-13/16"	15/16"	7/16"	12mm	92"	5.7
Bowstring	LCA10BOSN	4-5/16"	3-13/16"	15/16"	7/16"	12mm	92"	5.7
Emory	LCA10EMSN	4-5/16"	3-13/16"	15/16"	7/16"	12mm	92"	5.7
Idlewild	LCA10IDSN	4-5/16"	3-13/16"	15/16"	7/16"	12mm	92"	5.7
Lafayette	LCA10LASN	4-5/16"	3-13/16"	15/16"	7/16"	12mm	92"	5.7
Northshore	LCA10NOSN	4-5/16"	3-13/16"	15/16"	7/16"	12mm	92"	5.7
Pemberton	LCA10PESN	4-5/16"	3-13/16"	15/16"	7/16"	12mm	92"	5.7
Rainwater	LCA10RASN	4-5/16"	3-13/16"	15/16"	7/16"	12mm	92"	5.7

Stair Tread Round Nose

Color	Item Code	W1 Width	T1 Height	T2	T3	Length	Weight Lbs
Abbott	LCA10ABSTR	11-13/16"	1-1/16"	9/16"	1/2"	47-1/4"	11.81
Bowstring	LCA10BOSTR	11-13/16"	1-1/16"	9/16"	1/2"	47-1/4"	11.81
Emory	LCA10EMSTR	11-13/16"	1-1/16"	9/16"	1/2"	47-1/4"	11.81
Idlewild	LCA10IDSTR	11-13/16"	1-1/16"	9/16"	1/2"	47-1/4"	11.81
Lafayette	LCA10LASTR	11-13/16"	1-1/16"	9/16"	1/2"	47-1/4"	11.81
Northshore	LCA10NOSTR	11-13/16"	1-1/16"	9/16"	1/2"	47-1/4"	11.81
Pemberton	LCA10PESTR	11-13/16"	1-1/16"	9/16"	1/2"	47-1/4"	11.81
Rainwater	LCA10RASTR	11-13/16"	1-1/16"	9/16"	1/2"	47-1/4"	11.81



BOSTIK


A Global Leader in Adhesive Technologies

from






LW Flooring is proud to offer industry leading adhesive products to maximize your LW floors lifetime and natural beauty. Each adhesive has recommended usages with specific product types, depending on your installation needs.




WOOD P212
 Bostik's Wood P212 Bond™ is an easy-to-trowel urethane adhesive and moisture-vapor-control membrane. It provides a flexible and tenacious bond to a variety of surfaces. Bostik Wood P212 Bond™'s elastomeric characteristics allow the adhesive to move with the wood as it expands and contracts over the life of the floor. Bostik's Wood P212 Bond™ exhibits a long open time making installation easier and faster. This adhesive has low VOCs and does NOT contain any water.

Bostik's EFA+™ is an easy-to-trowel urethane adhesive and moisture-control membrane. It provides a flexible and tenacious bond to a variety of surfaces. Bostik's EFA+™ elastomeric characteristics allow the adhesive to move with the wood as it expands and contracts over the life of the floor. Bostik's EFA+™ exhibits a long open time making installation easier and faster. This adhesive has low VOCs and does NOT contain any water.




EFA+



PRO-MSP
 Pro-MSP™ is a hardwood and bamboo adhesive and moisture vapor control membrane all in one. This adhesive formulation maintains long term durability and moisture vapor control properties, and it is easy to spread and clean off of prefinished flooring before and after cure. This adhesive has low VOC's (as measured per EPA Method 24) and does NOT contain any water.

LOCK A499 PSA™ is a universal, high-tack, water-based adhesive specifically formulated for the installation of most resilient flooring in residential and commercial applications. LOCK A499 PSA™ is a 0 VOC formulation. LOCK A499 PSA™ flashes off quickly, but has a long working time. It displays tenacious bond strength. LOCK A499 PSA™ has been formulated with exceptional application properties including excellent trowelability, fast tack/grab, low odor, and easy cleanup.



LOCK A499

WOOD P212

EFA+

CHEMICAL & PHYSICAL PROPERTIES				
Use Environments	Residential	Yes		
	Offices/Light Commercial	Yes		
	Heavy Commercial	Yes		
	Hospital	No		
	Exterior	No		
	Wet Areas	No		
Substrates	Concrete	Yes		
	Plywood	Yes		
	OSB	Yes		
	Recycled Rubber Underlayment	Yes		
	Well-Bonded Vinyl	Yes		
	Terrazzo	Yes		
	Ceramic Tile	Yes		
	Gypsum Underlayments ¹	Yes		
	Cement Patch/Underlayment	Yes		
Flooring Types	Solid Hardwood	Yes		
	Engineered Hardwood	Yes		
	Bamboo	Yes		
	Cork	Yes		
	Parquet	Yes		
	Plywood	Yes		
Cured Physical Properties	Cure Time ²			
	Light foot traffic	6 to 8 hours		
	Normal foot traffic	8 to 12 hours		
	Water Vapor Permeability ³	< 0.9		
	Concrete Moisture Vapor Limits for subfloor moisture vapor protection:			
	For engineered hardwood:			
	ASTM 1869 Calcium Chloride Method	≤ 12 lbs/1000 sq ft /24 hrs		
	ASTM 2170 Relative Humidity Test	≤ 85% RH		
	For solid hardwood or bamboo:			
	ASTM 1869 Calcium Chloride Method	≤ 3 lbs/1000 sq ft /24 hrs		
	ASTM 2170 Relative Humidity Test	≤ 75% RH		
	Elongation	>180%		
Service Temperature	-40°F to 150°F (-40°C to 66°C)			
Application Properties	Ease of Troweling	Easy		
	Odor	Mild		
	Open/Working Time ⁴	180 minutes		
	Color	Off White		
	Density (lbs/gallon)	15.1		
	Percentage of Water ⁵	0%		
	Percentage of Adhesive Coverage Required:	For Moisture-Vapor Protection	For Bond	
	Engineered	95%	>80%	
	Solid	95%	>95%	
	Application Temperature	50°F to 100°F (10°C to 38°C)		
	Chemical Properties	Chemistry Type	1-Part Urethane	
Adhesive Type		Moisture-Vapor Cure		
VOCs (measured per EPA Method 24)		Yes (<20 g/L)		
Flash Point, closed cup		145°F (63°C)		
LEED® v4 Contribution	IEQ - Low-Emitting Materials for Interior Adhesives & Sealants	Up to 3 Points ⁶		

CHEMICAL & PHYSICAL PROPERTIES				
Use Environments	Residential	Yes		
	Offices/Light Commercial	Yes		
	Heavy Commercial	Yes		
	Hospital	No		
	Exterior	No		
	Wet Areas	No		
Substrates	Concrete	Yes		
	Plywood	Yes		
	OSB	Yes		
	Recycled Rubber Underlayment	Yes		
	Well-Bonded Vinyl	Yes		
	Terrazzo	Yes		
	Ceramic Tile	Yes		
	Cement Backer Board	Yes		
	Gypsum Underlayments ¹	Yes		
	Cement Patch/Underlayment	Yes		
	Flooring Types	Solid Hardwood	Yes	
		Engineered Hardwood	Yes	
		Bamboo	Yes	
Cork		Yes		
Parquet		Yes		
Plywood		Yes		
Ceramic Tile, Marble, Stone Inlays ²		Yes		
Cured Physical Properties		Cure Time ³		
		Light foot traffic	6 to 8 hours	
		Normal foot traffic	8 to 12 hours	
	Water Vapor Permeability ⁴	< 0.9		
	Concrete Moisture Vapor Limits for subfloor moisture vapor protection:			
	For engineered hardwood			
	ASTM 1869 Calcium Chloride Method	≤ 15 lbs/1000 sq ft /24 hrs		
	ASTM 2170 Relative Humidity Test	≤ 87% RH		
	For solid hardwood or bamboo			
	ASTM 1869 Calcium Chloride Method	≤ 3 lbs/1000 sq ft /24 hrs		
	ASTM 2170 Relative Humidity Test	≤ 75% RH		
	Elongation	>180%		
Service Temperature	-40°F to 150°F (-40°C to 66°C)			
Application Properties	Ease of Troweling	Easy		
	Odor	Mild		
	Open/Working Time ⁵	180 minutes		
	Color	White		
	Density (lbs/gallon)	13.7		
	Percentage of Water ⁶	0%		
	Percentage of Adhesive Coverage Required:	For Moisture Protection	For Bond	
	Engineered	95%	>80%	
	Solid	95%	>95%	
	Application Temperature	50°F to 100°F (10°C to 38°C)		
	Chemical Properties	Chemistry Type	1-Part Urethane	
Adhesive Type		Moisture Cure		
VOC Compliant (measured per EPA Method 24)		Yes (20 g/L)		
Flash Point, closed cup		145°F (63°C)		
LEED® v4 Contribution	IEQ - Low-Emitting Materials for Interior Adhesives & Sealants	Up to 3 Points ⁷		

¹ Dry, above grade

² Humidity affects cure to a greater degree than temperature; the higher the humidity, the faster the cure. Under normal conditions, light foot traffic is acceptable after 6 to 8 hours; normal traffic after 12-16 hours.

³ Per ASTM E-96 Standard Test Methods for Water Vapor Transmission of materials. Ratings are g/m²-24 hour-mmHG.

⁴ Please refer to the Open/Working Time Chart.

⁵ Per ASTM E203-01 Standard Test Method for water using Volumetric Karl Fischer Titration Method. Results rounded to the nearest tenth. Test Method has error range of +/- 0.2%.

⁶ Per LEED® v4 BD+C rating system, taking into account all other interior adhesives & sealants applied on site.

¹ Dry, above grade

² Residential or light commercial only

³ Humidity affects cure to a greater degree than temperature; the higher the humidity, the faster the cure. Under normal conditions, light foot traffic is acceptable after 6 to 8 hours; normal traffic after 12-16 hours.

⁴ Per ASTM E-96 Standard Test Methods for Water Vapor Transmission of materials. Ratings are g/m²-24 hour-mmHG.

⁵ Please refer to the Open/Working Time Chart.

⁶ Per ASTM E203-01 Standard Test Method for water using Volumetric Karl Fischer Titration Method. Results rounded to the nearest tenth. Test Method has error range of +/- 0.2%.

⁷ Per LEED® v4 BD+C rating system, taking into account all other interior adhesives & sealants applied on site.

PRO-MSP

CHEMICAL & PHYSICAL PROPERTIES				
Chemical Properties	Chemistry Type	1-part MS Polymer Adhesive		
	Adhesive Type	Moisture Cure		
	VOC Compliant (calculated per SCAQMD Rule 1168)	Yes (33 g/L)		
	Solvent Free	Yes		
	Flash Point	>200°F (93°C)		
Use Environments	Residential	Yes		
	Offices/Light Commercial	Yes		
	Heavy Commercial/Retail	Yes		
	Hospital/Healthcare	No		
	Industrial	No		
	Exterior	No		
	Wet Areas	No		
Substrates	Concrete	Yes		
	Concrete Board	Yes		
	Concrete Patch/SLU	Yes		
	Gypsum Underlayment	Yes		
	Plywood	Yes		
	OSB	Yes		
	Ceramic Tile	Yes		
	Terrazzo	Yes		
	Well-Bonded Vinyl	Yes		
	Flooring Types	Solid Hardwood	Yes	
Engineered Hardwood		Yes		
Bamboo		Yes		
Cork		Yes		
Parquet		Yes		
Ceramic Tile, Marble, Stone Inlays*1		No		
Application Properties		Application Method	Trowel	
	Ease of Application	Easy		
	Odor	Slight		
	Required Flash Time	0 min		
	Open/Working Time*2	60 min		
	Color	Brown		
	Density (lbs/gallon)	15.44		
	Wet Lay	Yes		
	Walk-On-Work prior to cure	No		
	Percent of Adhesive Coverage & Transfer Required	For MVER Protection	For Bond	
		Engineered	100%	>80%
	Solid	100%	>95%	
	Application Temp Range	50°F-90°F (10°C-32°C)		
	Shelf Life	1 year		
	Ease of Clean, Wet	Very Easy		
Cured Physical Properties	Ease of Clean, Cured	Easy		
	Dry Time: Light Traffic	6-8 hrs		
	Dry Time: Normal Traffic	12-24 hrs		
	Service Temp Range	-40°F to 150°F (-40°C to 66°C)		
	Elongation	>100%		
	Water Vapor Permeability*3	<0.8		
	Concrete Moisture Vapor Limits for subfloor moisture vapor protection:			
	For engineered hardwood			
	ASTM 1869 Calcium Chloride Method	≤ 15 lbs/ 1000 sq ft /24 hrs		
	ASTM 2170 Relative Humidity Test	≤ 87% RH		
	For solid hardwood or bamboo			
	ASTM 1869 Calcium Chloride Method	≤ 3 lbs/ 1000 sq ft /24 hrs		
	ASTM 2170 Relative Humidity Test	≤ 75% RH		
	Sound Reduction Performance	ASTM E492-09 IIC		
		6" concrete slab with no ceiling	50 dB	
6" concrete slab with 1 layer 5/8" gypsum board ceiling		64 dB		
ASTM E90-09 STC				
6" concrete slab with no ceiling		53 dB		
6" concrete slab with 1 layer 5/8" gypsum board ceiling		61 dB		

*1 Light commercial and/or residential applications.

*2 Please refer to Open/Working Time chart.

*3 Per ASTM F-1249 standard test method for water vapor transmission rate through plastic film and sheeting using a modulated infrared sensor. Ratings are g/m²-24 hr-mmHG.

LOCK A499

CHEMICAL & PHYSICAL PROPERTIES		
Use Environments	Offices/Light Commercial	Yes
	Residential	Yes
	Hospitality	Yes
	Hospital/Healthcare	Yes
	Heavy Commercial	Yes
	Exterior	No
	Wet Areas	No
Substrates	Concrete	Yes
	APA-Grade Plywood	Yes
	Gypsum Underlayment	Yes*
	Well-Bonded Vinyl	Yes
	Terrazzo	Yes
	OSB Underlayment	No
	Prepared Metal	No
Flooring Types	Asphalt	No
	LVT or LVP	Yes
	Sheet Vinyl	Yes
	VCT	Yes
	Carpet Tiles	Yes
	PVC Backings	No
	Olefin-Backed Vinyl	Yes
	Rubber	No
	Linoleum	No
	Cured Physical Properties	Full Return to Service
Rolling Loads Capacity		Moderate
Slab Moisture Limits		99% RH (90% for sheet vinyl)
pH Resistance		12.0 pH (10.0 for sheet vinyl)
Uncured Physical Properties		Ease of Troweling
	Odor	Slight
	Required Flash Time	10-20 minutes
	Working Time	4 hours
	Color	White
	Density (lbs/gallon)	8.3
	Freeze/Thaw	Do Not Freeze
Chemical Properties	Chemistry Type	Acrylic
	Adhesive Type	Pressure Sensitive
	VOC**	0 g/L
	Plasticizer Resistant?	Yes
	Solvent Free?	Yes
	Flash Point	>212°F

* Dry, above-grade applications only

** As calculated per SCAQMD Rule 1168





QUALITY PRODUCTS. QUALITY CARE.

LW Flooring puts our customers best interest at the forefront.

If you need any assistance, we are here to help.

Reach out to us Monday - Friday, 8AM - 6PM EST.

